

Roof to Road Solutions to Control Automotive Noise, Vibration and Heat

- Reduce Road Noise
- Reduce Exhaust Harmonics
- Eliminate Mechanical Noise
- Stop Body Panel Vibration
- Reduce Radiated & Reflected Heat
- Stop Audio System Vibration

Pre-Cut Ready to Install Kits Year  
• Make • Model Specific

The Coolest Cars Have QuietRIDE Inside!™



Order On-line

**Everything in One Box to Do the Job Right!**

Pre-Cut, Ready To install Kits are Year, Make and Model Specific and include:

- AcoustiShield Damper Pads
- Heat Shield Barrier Insulation
- Spray Adhesive •Seam Tape
- Illustrated Instructions



Order Line: 888-777-3410  
Tech Line: 209-942-4777  
3183 HWY 71 Mena, AR 71953

For more information contact us at: [info@quietride.com](mailto:info@quietride.com)

©2003-24 •Prices Subject to Change Without Notice



# Morris Mini Cooper

Pre-Cut Kits Ready to Install

## Roof to Road Solutions to Control Passenger Cabin Noise, Vibration and Heat

Introducing a multi-stage, automotive insulation and sound damping system to give Mini Cooper the “quiet riding comfort” found in today’s new cars. AcoustiSHIELD kits are designed on current “state-of-the-art” auto acoustic technology, to insulate and control the noise, vibration and heat in the passenger cabin. Kits are pre-cut and come with easy-to-follow installation instructions-everything you need to do the job right.



## Turn Your Mini Cooper into “Quiet Riding Comfort”

### Stage 1 Sound Damper Pads



The first stage consists of pre-trimmed, self-adhesive, Sound Damper Pads, bonded to strategically located trouble spots on the floor pan and roof of the vehicle to control body panel vibration and noise. These spots are mapped and labeled in detailed instructions which are included in the kit.

### Stage 2 Heat Absorber/Barrier Panels



The second stage uses a high-tech absorber/barrier material, bonded to the body panels, to both sound deaden and insulate the vehicle from radiant heat penetration from the engine and road. Each absorber panel is cut to the correct shape and contour and is mapped and labeled in the detailed instructions.

#### Kits Include:

- **Stage 1** Pre-Sized Sound Damper Pads
- **Stage 2** Pre-Trimmed Heat Absorber / Barrier Panels, Spray Adhesive and Sealing Tape
- **Complete Illustrated Installation Instruction**

Dealer program available. For more information contact us at [info@quietride.com](mailto:info@quietride.com)


©2003-24 Quiet Ride Solutions Prices Subject to Change Without Notice



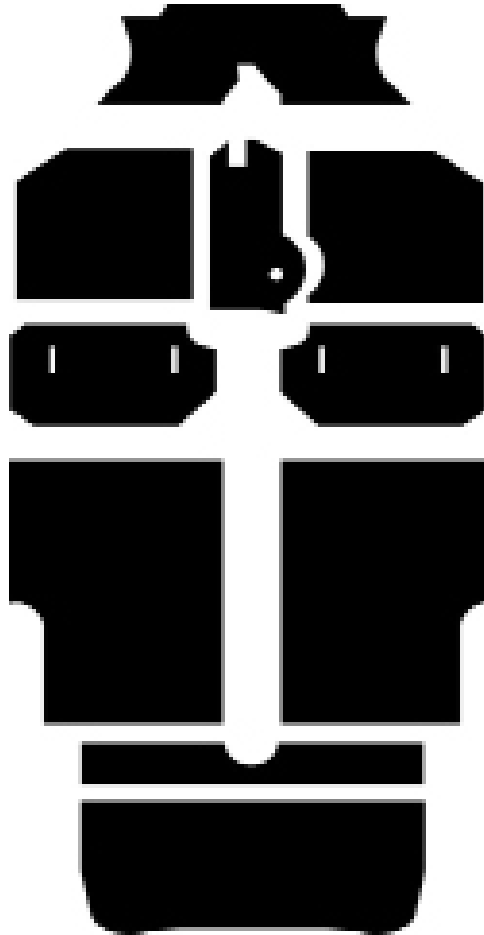
Order Line: 888-777-3410  
Tech Line: 209-942-4777  
Email: [info@quietride.com](mailto:info@quietride.com)

# 1959-70 Morris Mini Cooper Coupe Complete AcoustiShield Insulation Kit COOP 5970-CAK

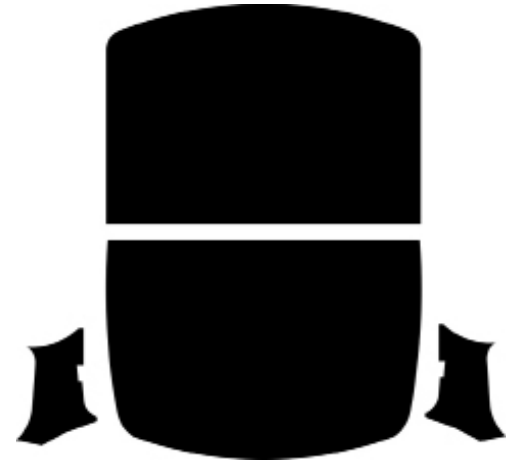
Cowl Kit




Floor Kit



Roof Kit



Body Panel Kit



ASU-DDBIK-2 Universal 2-Door Damper/Barrier Insulation Kit  
For 2-door Coupes, Convertibles, Trucks with upholstered door panels. Includes AcoustiShield damper pads, Weather Barrier Insulation, double-sided foam tape and Instructions. Easy to Install.

Trunk Kit



Part #	Description	MSRP
COOP 5970-CAK	1959-1970 Morris Mini Cooper Coupe Complete Kit	814.20
COOP 5970-CBPK	1959-1970 Morris Mini Cooper Coupe Body Panel Kit	133.40
COOP 5970-CCK	1959-1970 Morris Mini Cooper Coupe Cowl/Firewall Kit	169.05
COOP 5970-CFK	1959-1970 Morris Mini Cooper Coupe Floor Insulation kt	201.25
COOP 5970-CRK	1959-1970 Morris Mini Cooper Coupe Roof Kit	151.80
COOP 5970-CTK	1959-1970 Morris Mini Cooper Coupe Trunk Kit	133.40
ASU-DDBIK-2	Universal Door Damper Barrier Kit	77.05

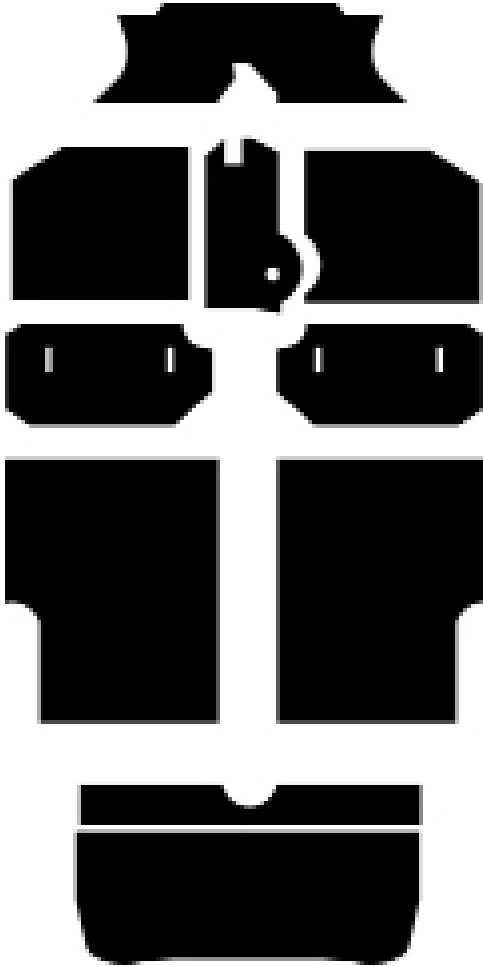


# 1959-70 Morris Mini Cooper Station Wagon Complete AcoustiShield Insulation Kit COOP 5970-SWAK


Cowl Kit



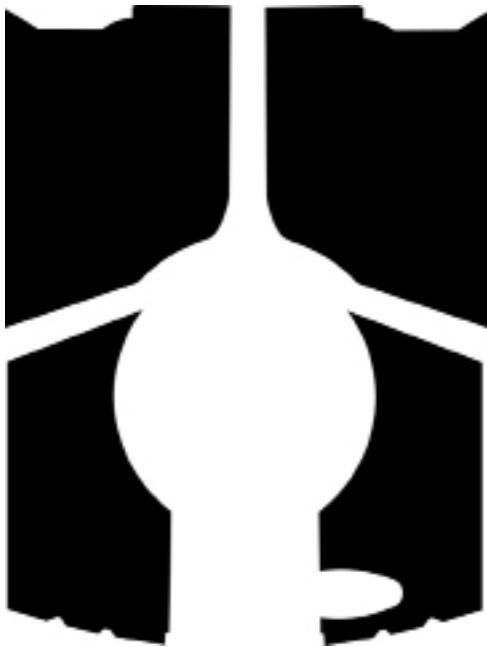
Floor Kit




Roof Kit



Body Panel Kit



Trunk Kit



Part #	Description	MSRP
COOP 5970-SWAK	1959-1970 Morris Mini Cooper Station Wagon Complete Kit	887.80
COOP 5970-SWBPK	1959-1970 Morris Mini Cooper Station Wagon Body Panel Kit	171.35
COOP 5970-SWCK	1959-1970 Morris Mini Cooper Station Wagon Cowl/Firewall Kit	169.05
COOP 5970-SWFK	1959-1970 Morris Mini Cooper Station Wagon Floor Insulation Kit	201.25
COOP 5970-SWRK	1959-1970 Morris Mini Cooper Station Wagon Roof Kit	185.15
COOP 5970-SWTK	1959-1970 Morris Mini Cooper Station Wagon Trunk Kit	133.40
ASU-DDBIK	Universal Door Damper/Barrier Kit	77.05



**ASU-DDBIK-2 Universal 2-Door Damper/Barrier Insulation Kit**  
 For 2-door Coupes, Convertibles, Trucks with upholstered door panels. Includes AcoustiShield damper pads, Weather Barrier Insulation, double-sided foam tape and Instructions. Easy to Install.



## Automotive Thermal Acoustic Insulation



### A Roof to Road Solution to Control Passenger Cabin Noise, Vibration and Heat™

#### AcustiSHIELD Product Description

AcustiShield is a two-stage thermal acoustic automotive insulation product designed to control Noise, Vibration and Heat—the three major issues that affect passenger cabin comfort. Kits include pre-cut, ready-to-install AcustiShield damper pads and HeatShield Barrier Insulation panels which are packaged separately for easy installation. Kits come with uniquely illustrated installation sheets, spray adhesive and seam tape.



Complete Acoustic Kits insulate the Cowl, Floor, Roof, Trunk Floor, Doors and Body Panels, which includes the seat divider, package tray and rear wheel wells. The installation of a complete AcustiShield kit typically will reduce passenger cabin noise by 12 to 17 decibels. To put this in perspective, a 10-decibel reduction is a 50 percent reduction in noise that the human ear can easily detect. Barrier insulation will reduce radiant heat by as much as 25 degrees.

#### AcustiShield is a Two-Stage Process

Stage-One of the AcustiShield process is the application of small pre-cut AcustiShield damper pads and strips to auto body sheet metal to greatly reduce the vibration and noise produced by these panels from entering the passenger cabin.

Stage-Two of the AcustiShield process is the application of pre-cut HeatShield Barrier Insulation panels to the auto body sheet metal to encapsulate any remaining vibration/noise and to thermally insulate the vehicle.



**WARNING**  
Cancer and Reproductive Harm  
[www.p65Warnings.ca.gov](http://www.p65Warnings.ca.gov)

©2003-24 Quiet Ride Solutions LLC.

"AcustiSHIELD"---"QuietRideSolutions"---"AcustiTRUNK"---"AcustiHOOD"areRegisteredTradeMarksofQuietRide Solutions LLC.

## Expanded NVH Reference Information:


Cars and trucks make and/or absorb noise, vibration and heat (NVH) from multiple directions-including internal and external airborne noise, structure-borne noise as well as radiant heat. NVH factors to consider:

- Engine NVH travels back from the front of the vehicle through the firewall and cowl.
- Wheel well trunk and rear body panel NVH travels forward through the seat divider and package tray panels.
- Roadway radiant heat, often exceeding 140 degrees, rises through vehicle floor pans.
- Rumbling performance exhaust systems and transmission/drive line harmonics also rise through vehicle floor pans.
- Direct heat from the sun penetrates the roof of the vehicle.


All of these influences “Apex” in the middle of the passenger cabin at ear level.

Add the noise produced by the sound system; the air rushing through the vents from the HVAC system; and a normal conversation builds into a “shouting match” between the driver and passenger to overcome the “harmonic drone” of vehicle mechanics.

## AcoustiShield Photo Gallery



Typical Cowl Panel Sound Dampening and Thermal Barrier Insulation.



Typical Trunk Floor Sound Dampening and Thermal Barrier Insulation.



Typical Floor Panel Sound Dampening and Thermal Barrier Insulation.



Typical Roof Panel Sound Dampening and Thermal Barrier Insulation.



Typical Body Panel Sound Dampening and Thermal Barrier Insulation.