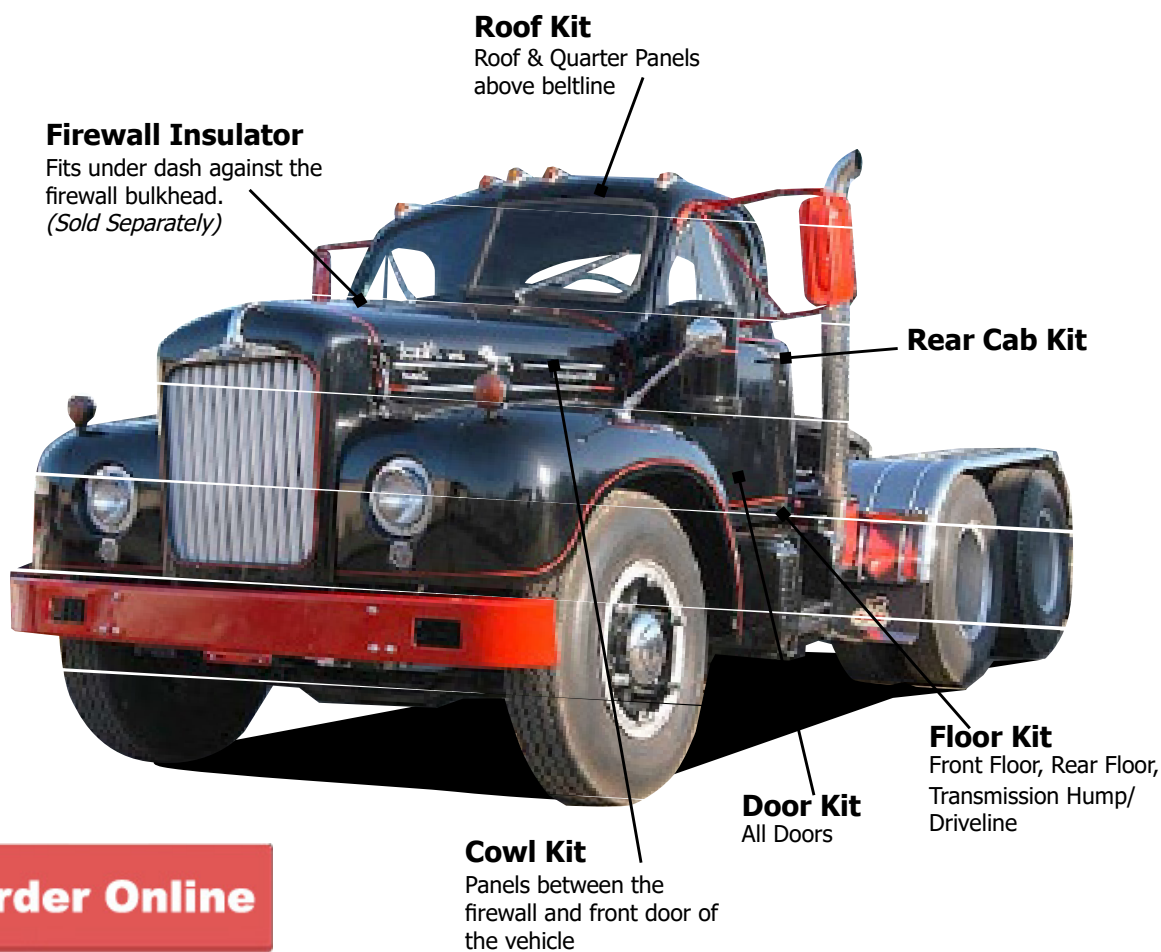


Roof to Road Solutions to Control Passenger Cabin Noise, Vibration and Heat

- Reduce Road Noise
- Reduce Exhaust Harmonics
- Eliminate Mechanical Noise
- Stop Body Panel Vibration
- Reduce Radiated & Reflected Heat
- Stop Audio System Vibration

Pre-Cut Ready to Install Kits
Year • Make • Model Specific

The Coolest Cars Have QuietRIDE Inside!™



Order Online

Everything in One Box to Do the Job Right!

Pre-Cut, Ready To install Kits are Year, Make and Model Specific and include:

- AcustiShield Damper Pads
- Heat Shield Barrier Insulation
- Spray Adhesive •Seam Tape
- Illustrated Instructions



QuietRIDESolutions[®]

Order Line: 888-777-3410

Tech Line: 209-942-4777

3183 Hwy 71 S, Mena, AR 71953

For more information contact us at: info@quietride.com

©2003-24 •Prices Subject to Change Without Notice



1955-98 Mack Truck

Pre-Cut Kits Ready to Install

Roof to Road Solutions to Control Passenger Cabin Noise, Vibration and Heat

Introducing a multi-stage, automotive insulation and sound damping system to give Mack trucks the “quiet riding comfort” found in today’s new cars. AcustiSHIELD kits are designed on current “state-of-the-art” auto acoustic technology, to insulate and control the noise, vibration and heat in the passenger cabin. Kits are pre-cut and come with easy-to-follow installation instructions—everything you need to do the job right.



Turn Your Mack Truck into “Quiet Riding Comfort”

Stage 1 Sound Damper Pads



The first stage consists of pre-trimmed, self-adhesive, Sound Damper Pads, bonded to strategically located trouble spots on the floor pan and roof of the vehicle to control body panel vibration and noise. These spots are mapped and labeled in detailed instructions which are included in the kit.

Stage 2 Heat Absorber/Barrier Panels



The second stage uses a high-tech absorber/barrier material, bonded to the body panels, to both sound deaden and insulate the vehicle from radiant heat penetration from the engine and road. Each absorber panel is cut to the correct shape and contour and is mapped and labeled in the detailed instructions.

Kits Include:

- **Stage 1** Pre-Sized Sound Damper Pads
- **Stage 2** Pre-Trimmed Heat Absorber / Barrier Panels, Spray Adhesive and Sealing Tape
- **Complete Illustrated Installation Instruction**

Dealer program available. For more information contact us at info@quietride.com




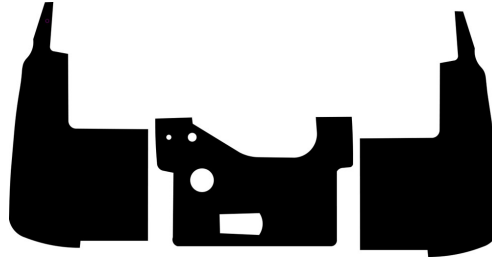
Order Line: 888-777-3410
Tech Line: 209-942-4777
3183 Hwy 71 S, Mena, AR 71953



1955-1966 Mack Model B-13 Complete AcoustiShield Insulation Kit MACKB13-5556-TAK

Truck Floor Kit

Truck Roof Kit



Truck Rear Cab Kit



ASU-DDBIK-2 Universal 2-Door Damper/Barrier Insulation Kit
For 2-door Coupes, Convertibles, Trucks with upholstered door panels. Includes AcoustiShield damper pads, Weather Barrier Insulation, double-sided foam tape and Instructions. Easy to Install.



Part #	Description	MSRP
MACKB13-5566-TAK	1955-1966 Mack Model B-13 Truck Complete Kit	787.75
MACKB13-5566-TFK	1955-1966 Mack Model B-13 Truck Floor Kit	267.95
MACKB13-5566-TRK	1955-1966 Mack Model B-13 Truck Roof Kit	201.25
MACKB13-5566-TCK	1955-1966 Mack Model B-13 Truck Cowl Kit	117.30
MACKB13-5566-TRCK	1955-1966 Mack Model B-13 Truck Rear Cab Kit	169.05
ASU-DDBIK-2	Universal 2 Door Damper Kit	77.05

Other Related Parts For This Vehicle (Sold Separately)

MACKB13 5566-T	1955-1966 Mack Model B-67 Firewall Insulator	297.85
MACKB13 5566-TDF	1955-1966 Mack Model B-13 Truck Defroster Duct	187.45
MACKB135566-TRFM	1955-1966 Mack Model B-13 Truck Rubber Floor Mat	400.00
MACKB13 5566-TRCC	1955-1966 Mack Model B-13 Rear Cab Cover	239.20
MACKB 5566-TGB	1955-1966 Mack Model B Molded Glove Box	148.35

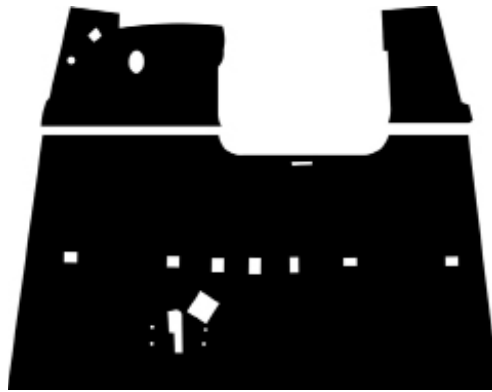


1955-1966 Mack Model B-67 Complete AcoustiShield Insulation Kit MACKB67-5556-TAK

Truck Cowl Kit



Truck Floor Kit



Truck Roof Kit



Truck Rear Cab Kit



1955-1966 Mack Model B
Molded Glove Box

Truck Engine Cove Kit



ASU-DDBIK-2 Universal 2-Door Damper/Barrier Insulation Kit
For 2-door Coupes, Convertibles, Trucks with upholstered door panels. Includes AcoustiShield damper pads, Weather Barrier Insulation, double-sided foam tape and Instructions. Easy to Install.


Part #	Description	MSRP
MACKB67-5566-TAK	1955-1966 Mack Model B-67 Complete Acoustic Insulation Kit	787.75
MACKB67-5566-TFK	1955-1966 Mack Model B-67 Floor Kit	267.95
MACKB67-5566-TRK	1955-1966 Mack Model B-67 Roof Kit	201.25
MACKB67-5566-TCK	1955-1966 Mack Model B-67 Cowl Kit	117.30
MACKB67-5566-TRCK	1955-1966 Mack Model B-67 Rear Cab Kit	169.05
ASU-DDBIK-2	Universal 2 Door Damper Kit	77.05

Other Related Parts For This Vehicle (Sold Separately)

MACKB67 5566-T	1955-1966 Mack Model B-67 Firewall	286.35
MACKB 5566-TGB	1955-1966 Mack Model B Molded Glove Box	148.35



1955-1966 Mack
Model B
Other Related Parts for this Truck



1955-1966 Mack Model B
Molded Glove Box. Leather Grain ABS.



1955-1966 Mack Model B-13 Firewall Insulator Panel
Exact Reproduction. Leather Grain ABS with Insulation.



1955-1966 Mack Model B-13 Truck
Defroster Duct. Leather Grain ABS.



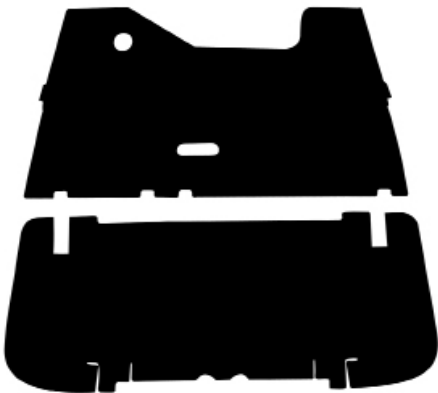
1955-1966 Mack Model B-67 Firewall Panel
Exact Reproduction. Leather Grain ABS with Insulation.



1955-1966 Mack Model B-13 Rear Cab Cover
Leather Grain ABS



1955-1966 Mack Model B-13 Truck
Headliner Panel Set. Original Style. Leather Grain ABS



1955-1966 Mack Model B-13 Truck
Ribbed Rubber Floor Mat

1966-2005 Mack
Model R
Complete AcoustiShield Insulation Kit
MACKR-6605-TAK

Truck Cowl Kit



Truck Floor Kit




Truck Roof Kit




Truck Rear Cab Kit



Truck Door Kit



ASU-DDBIK-2 Universal 2-Door Damper/Barrier Insulation Kit For 2-door Coupes, Convertibles, Trucks with upholstered door panels. Includes AcoustiShield damper pads, Weather Barrier Insulation, double-sided foam tape and Instructions. Easy to Install.



1966-2005 Mack Model R Firewall Insulator Panel

Part #	Description	MSRP
MACKR-6605-TAK	1966-2005 Mack Model R Truck Complete Kit	828.00
MACKR-6605-TCK	1966-2005 Mack Model R Truck Cowl Kit	117.30
MACKR-6605-TFK	1966-2005 Mack Model R Truck Floor Kit	267.95
MACKR-6605-TRCK	1966-2005 Mack Model R Truck Rear Cab Kit	169.05
MACKR-6605-TRK	1966-2005 Mack Model R Truck Roof Kit	201.25
MACKR-6605-TDDBIK-2	1966-2005 Mack Model R Truck Door Damper/Barrier Kit-2-Doors	118.45
	Other Related Parts or This Vehicle (Sold Separately)	
MACKR 6605-T	1966-2005 Mack Model R Firewall Insulator	235.75
MACKR 6605-TGB	1966-2005 Mack Model R Molded Glove Box	148.35

1988-1998 Mack
Model CH
Complete AcoustiShield Insulation Kit
MACK 8898CH-TAK

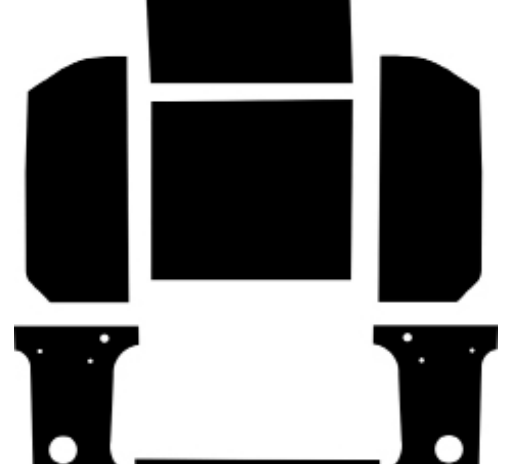
Truck Cowl Kit



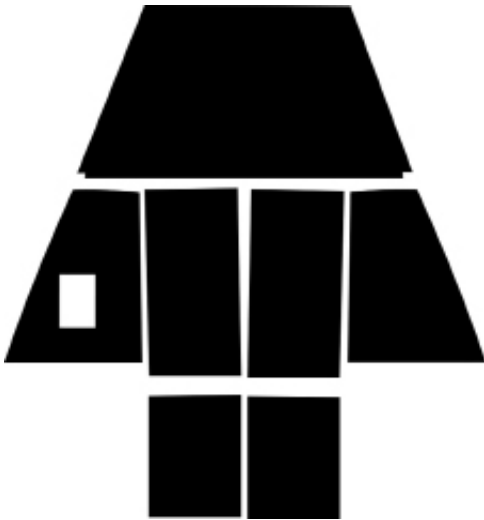
Truck Floor Kit



Truck Roof Kit



Truck Rear Cab Kit




ASU-DDBIK-2 Universal 2-Door Damper/Barrier Insulation Kit For 2-door Coupes, Convertibles, Trucks with upholstered door panels. Includes AcoustiShield damper pads, Weather Barrier Insulation, double-sided foam tape and Instructions. Easy to Install.

Part #	Description	MSRP
MACK 8898CH-TAK	1988-1998 Mack CH Series Truck Complete Kit	747.50
MACK 8898CH-TFK	1988-1998 Mack CH Series Truck Floor Kit	258.75
MACK 8898CH-TRK	1988-1998 Mack CH Series Truck Roof Kit	196.65
MACK 8898CH-TCK	1988-1998 Mack CH Series Truck Cowl Kit	108.10
MACK 8898CH-TRCK	1988-1998 Mack CH Series Truck Rear Cab Kit	169.05
ASU-DDBIK-2	Universal 2 Door Damper Kit	77.05

Other Related Parts For This Vehicle (Sold Separately)

MACK 8898CH-T	1988-1998 Mack Series CH Truck Firewall	209.30
---------------	---	--------




1988-1998 Mack Series CH Truck Firewall Insulator Panel
Exact Reproduction. Leather Grain ABS with Insulation.

Mack Truck












AcoustiSHIELD® Pre-Cut Kits Ready to Install

Product Application Codes and Price Sheet

Typical Mack Truck Pre-Cut, Ready to Install Insulation Kits



1955-66 Mack B-13 Firewall

Floor	Cowl	Rear Cab	Roof
 1	N/A 1	 1	 1
 2	 2	 2	 2
			



Automotive Thermal Acoustic Insulation



A Roof to Road Solution to Control Passenger Cabin Noise, Vibration and Heat™

AcustiSHIELD Product Description

AcustiShield is a two-stage thermal acoustic automotive insulation product designed to control Noise, Vibration and Heat—the three major issues that affect passenger cabin comfort. Kits include pre-cut, ready-to-install AcustiShield damper pads and HeatShield Barrier Insulation panels which are packaged separately for easy installation. Kits come with uniquely illustrated installation sheets, spray adhesive and seam tape.



Complete Acoustic Kits insulate the Cowl, Floor, Roof, Trunk Floor, Doors and Body Panels, which includes the seat divider, package tray and rear wheel wells. The installation of a complete AcustiShield kit typically will reduce passenger cabin noise by 12 to 17 decibels. To put this in perspective, a 10-decibel reduction is a 50 percent reduction in noise that the human ear can easily detect. Barrier insulation will reduce radiant heat by as much as 25 degrees.

AcustiShield is a Two-Stage Process

Stage-One of the AcustiShield process is the application of small pre-cut AcustiShield damper pads and strips to auto body sheet metal to greatly reduce the vibration and noise produced by these panels from entering the passenger cabin.

Stage-Two of the AcustiShield process is the application of pre-cut HeatShield Barrier Insulation panels to the auto body sheet metal to encapsulate any remaining vibration/noise and to thermally insulate the vehicle.



WARNING
Cancer and
Reproductive Harm
www.p65Warnings.ca.gov

©2003-24 Quiet Ride Solutions LLC.

“AcustiSHIELD” “Quiet Ride Solutions” “AcustiTRUNK” “AcustiHOOD” are Registered Trade Marks of Quiet Ride Solutions LLC.

Expanded NVH Reference Information:


Cars and trucks make and/or absorb noise, vibration and heat (NVH) from multiple directions-including internal and external air-borne noise, structure-borne noise as well as radiant heat. NVH factors to consider:

- Engine NVH travels back from the front of the vehicle through the firewall and cowl.
- Wheel well trunk and rear body panel NVH travels forward through the seat divider and package tray panels.
- Roadway radiant heat, often exceeding 140 degrees, rises through vehicle floor pans.
- Rumbling performance exhaust systems and transmission/drive line harmonics also rise through vehicle floor pans.
- Direct heat from the sun penetrates the roof of the vehicle.


All of these influences “Apex” in the middle of the passenger cabin at ear level.

Add the noise produced by the sound system; the air rushing through the vents from the HVAC system; and a normal conversation builds into a “shouting match” between the driver and passenger to overcome the “harmonic drone” of vehicle mechanics.

AcoustiShield Photo Gallery



Typical Cowl Panel Sound Dampening and Thermal Barrier Insulation



Typical Trunk Floor Sound Dampening and Thermal Barrier Insulation



Typical Floor Panel Sound Dampening and Thermal Barrier Insulation



Typical Roof Panel Sound Dampening and Thermal Barrier Insulation



Typical Body Panel Sound Dampening and Thermal Barrier Insulation



Firewall **INSULATORS**™

Stop Engine Heat at the Source

Made Right-Fit Right-Look Right
OEM Original Products




ABS Leather Grain Material

Firewall Insulator products are pre-cut and ready to install with standard OEM accessory and mounting holes punched for restoration applications. Each unit has period correct insulation.

Firewall Insulators are also available without holes for aftermarket HVAC systems and Street Rod and Custom installs.



“Ultra High Definition”
Vinyl Rubber



Street Rod Firewall Insulator
Direct Sheetmetal
Absolute Sheetmetal



ABS “Chicken Track” Material



Product Description—

ABS “Leather Grain”

Original Equipment Firewall Insulators

Production Period—GM and MOPAR: 1926 through 1976

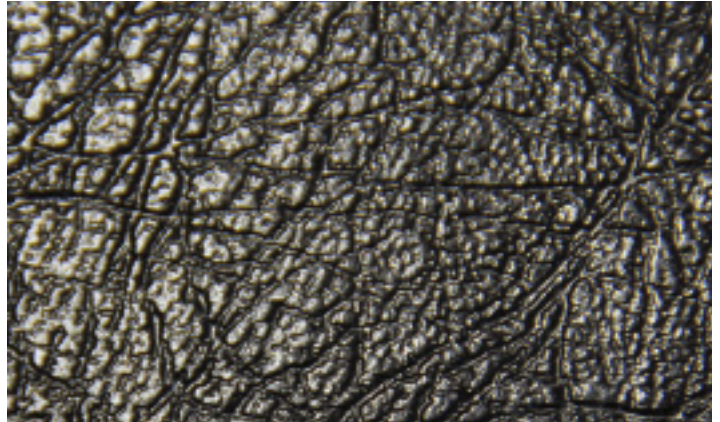
Production Period—FOMOCO: 1949 through 1979

Most OEMs used a leather grained firewall cover on their cars and trucks from 1926 through 1965. Each insulator product is molded with ABS material and ready-to-install with factory stock accessory holes and mounting pin locations punched.

Kits does not include mounting pins. Quiet Ride has an assortment of “universal” mounting pin styles available as needed.

Mounting pins are not included but are available for separate purchase as needed.

ABS Firewall Cover Leather Grain Material



Each insulator product is molded from an “out of the car” original firewall for contour and accuracy.

Year-Make-Model Specific.

Firewall Insulators can be ordered without holes for custom applications.

Thermal Insulation Types

Original Equipment Firewall Insulators

- General Motors Cars and Trucks
- Ford Cars and Trucks
- MOPAR Cars and Trucks

Black Fiberglass Insulation



Typically used in vehicles 1949 through 1977

- ABS Firewall Insulators

Heat Shield Barrier Insulation

Typically used in vehicles 1928-48 and Vinyl Rubber Firewalls 1964-present

- Street Rods
- Custom Firewalls



Concours Show Quality

Authentically Correct • “Fit like a Glove” • Easy to Install

All QRS Products, Materials and Craftsmanship
Meet or Exceed OEM Quality Standards

No customer has ever reported losing judged points on our firewall products.

Firewall Insulators-A Historical Perspective

The Firewall Insulator is the first line of defense against automotive Noise, Vibration and Heat that is generated in the engine bay of the vehicle.

QRS manufactures more than 600 firewall products for antique, classic, custom and street rod cars and trucks. The company has developed these products based on “out of car” original insulator pads that have been supplied by its customers. QuietRide Firewalls Insulators are exact reproductions of OEM products.

Most firewall insulators made between 1928 and the mid-1960s were constructed with an oil impregnated cardboard cover in combination with a number of insulation materials. In 1964 General Motors and Ford Motor Company began using a “spray-on” rubber material bonded to a thin layer of “shoddy” insulation.

All of the company’s firewall products are vacuum form molded to fit the firewall and transmission contours exactly. They are digitized and manufactured on its Flow Water Jet Cutting System for accurate fitting. Each firewall cover is backed with period correct insulation which could include a black fiberglass or HeatShield barrier insulation.

Firewall Colors and “Sheen”

Just a word about the “look” of your old firewall in comparison to a new one-you may note that the new firewall does not look the same as your original-because of the “sheen.” The firewall insulator in a car built in the 1930s or 40s is now at least 70-80 years old and is dirty and dingy. When the vehicle came off the assembly line, all of its component parts were crisp, clean and sparkling fresh.

With few exceptions, firewall insulators were black when they came from the factory. There were some exceptions in the General Motors product line from 1933 through 1941 in which the firewall insulators were a “mocha brown” color. The firewall color would typically match the color of your clutch, brake and accelerator pedal rubber pads.



3183 Hwy 71 S, Mena, AR 71953

Order Line: 888-777-3410

Tech Line (209) 942-4777

www.quietride.com

©2003-24 Quiet Ride Solutions LLC.

“AcoustiSHIELD” “Quiet Ride Solutions” “AcoustiTRUNK” ”AcoustiHOOD”are Registered Trade Marks of Quiet Ride Solutions LLC.

American Cars and Trucks used a wide variety of mounting pins, clips, buttons and screws to attach the firewall insulator to the interior of the steel firewall bulkhead. Clean up and reuse your original mounting pins if you have them. We offer the following mounting pins and information based on what we have been able to find available.

UMPS-10	Universal Mounting Pins If your original firewall mounting pins are missing or damaged beyond repair, these universal pins may be a solution. They are a plastic "Christmas tree" type pin with a 1/2" button "head" that will fit most 5/16 inch holes. Kit includes 10 pins.	20
---------	--	----



UWC-MPL-10	Universal Wire Cap Mounting Pin-Long A variety of car and truck manufacturers in the 1930s-40s-50s used a wire cap retainer to mount the firewall insulator. Long shank (1/2 inch) with a 1/2 inch button "head" that can be painted to match the firewall color. Kit includes 10 Pins.	10
------------	---	----



UWC-MPS-10	Universal Wire Cap Mounting Pin-Short A variety of car and truck manufacturers in the 1930s-40s-50s used a wire cap retainer to mount the firewall insulator. Short shank (1/4 inch) with a 1/2 inch button "head" that can be painted to match the firewall color. Kit includes 10 Pins.	10
------------	---	----



UPPS-20	Universal Upholstery Panel Pin Set If your original upholstery panel mounting pins are missing or damaged beyond repair, these universal pins may be a solution. They are a short-shank plastic "Christmas tree" type pin with a 1/2 inch "head" that will fit 5/16 inch holes. Kit includes 10 pins.	30
---------	---	----



FORD 3541-MPL	Early Ford Firewall Mounting Pins-Long These all steel firewall mounting pins are an exact reproduction of the originals. They are in a 3/4 inch in length. The Long pin works best in the 1935-41 cars and may be used on cars through the mid-fiftys.	3
---------------	---	---



FORD 3541-MPS	Early Ford Firewall Mounting Pin-Short These all steel firewall mounting pins are an exact reproduction of the originals. They are in a 1/2 inch in length. The short pins work best for the 1942-48 Ford cars and 1940-47 Ford trucks and may be used on trucks through the mid-fiftys.	3
---------------	--	---



	Late Model Ford Firewall Mounting Pins-Rubber Bullet Style These all Rubber Bullet Style Ford mounting pins were used on FOMOCO products starting in 1969. These are an exact reproduction of the original.	3
--	---	---



GM 5500-MP	GM Firewall Plastic Firewall Mounting Plugs General Motors started using a plastic firewall mounting plug to attach the insulator to the steel firewall bulkhead in 1955 for trucks and 1957 for cars. These plugs are still used in many GM vehicles today.	3
------------	--	---



SRMP-9	Street Rod Mounting Pin Kit With this new mounting pin kit, you can smooth your firewall by welding closed the firewall mounting holes and install any of our insulator panels for that "smoothie look." This kit will give you the option to place the firewall mounting pins where they will fit your application best. Be sure to order your firewall insulator "No Holes" when you place your order. Kit Includes 9 pinsets and instructions.	34
--------	--	----



R-83-56	Early and Mid-Year 1932 Ford Correct insulator panel to dash mounting screws for early and mid-year 1932 passenger car, wagon and sedan delivery. Per Ford Engineering release documents, the correct slotted flat head screws (1/4-20 x 1 3/16), locks, hex nuts and cup washers. Finished in black oxide. Kit includes 12 Sets (48 pieces.) Please Order directly from https://thirdgenauto.com/ford-bolts/	14.95
---------	--	-------



R-07-01	Ford Original Shoulder Bolts for mid-to-late 1932 through 1935 Cars/Trucks Ford special slotted truss head shoulder screw, painted in Ford S-2 finish. Period correct insulator panel to dash Truss head/Shoulder mounting bolts for mid-to-late 1932-35 car, wagon and sedan delivery. Per Ford Engineering release documents. Kit includes one Shoulder screw, 1/4 lock and 1/4-20 hex nut. FYI: 12 required for 1932 Vehicles and 14 required for 1933-35 vehicles. Please Order directly from https://thirdgenauto.com/ford-bolts/	5.95
---------	--	------

