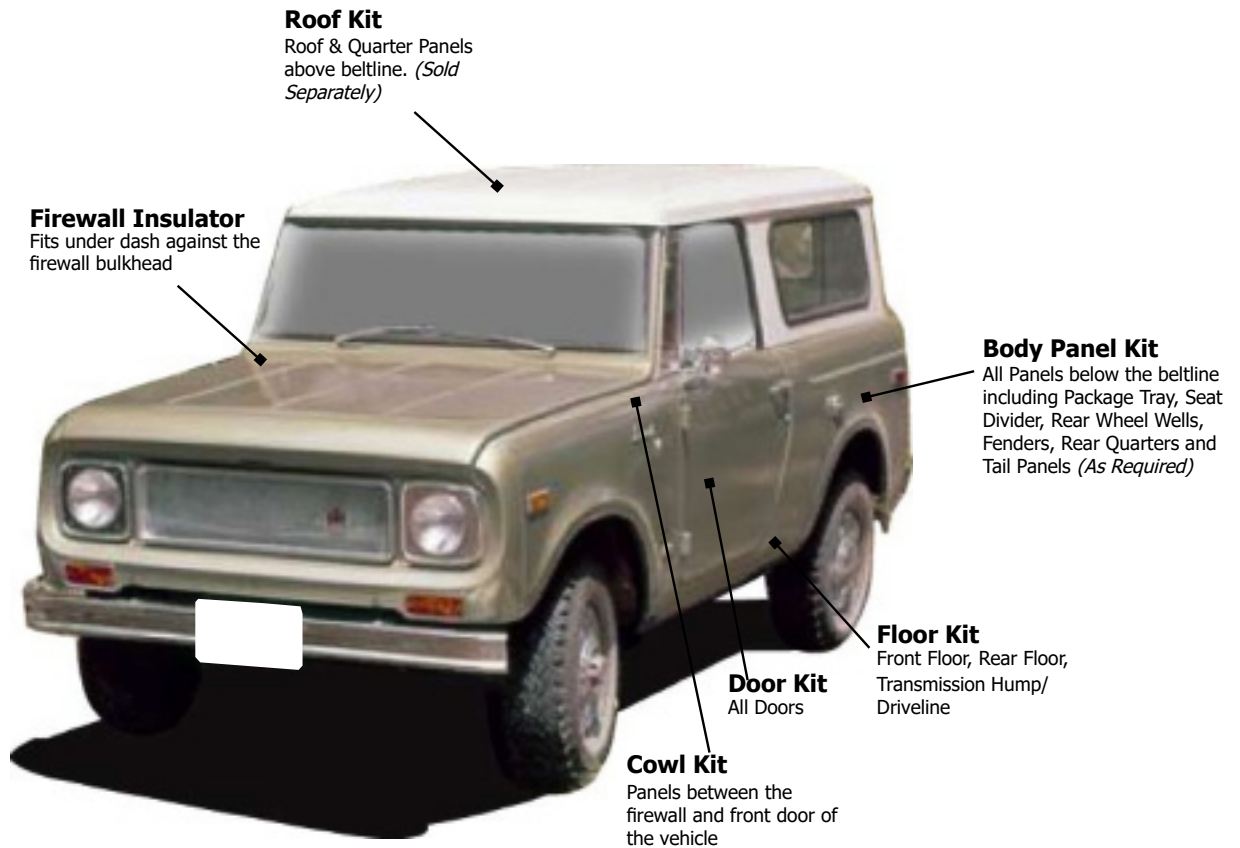


Roof to Road Solutions to Control Passenger Cabin Noise, Vibration and Heat

- Reduce Road Noise
- Reduce Exhaust Harmonics
- Eliminate Mechanical Noise
- Stop Body Panel Vibration
- Reduce Radiated & Reflected Heat
- Stop Audio System Vibration

Pre-Cut Ready to Install Kits
Year • Make • Model Specific

The Coolest Cars Have QuietRIDE Inside!™



Order On-line

Everything in One Box to Do the Job Right!

Pre-Cut, Ready To install Kits are Year, Make and Model Specific and include:

- AcoustiShield Damper Pads
- Heat Shield Barrier Insulation
- Spray Adhesive •Seam Tape
- Illustrated Instructions



Order Line: 888-777-3410

Tech Line: 209-942-4777

3183 Hwy 71 S, Mena, AR 71953

For more information contact us at: info@quietride.com

©2003-24 •Prices Subject to Change Without Notice

1936-80

IHC Trucks & Scout Catalog



Pre-Cut Kits Ready to Install

Roof to Road Solutions to Control Passenger Cabin Noise, Vibration and Heat

Introducing a multi-stage, automotive insulation and sound damping system to give International Scout the “quiet riding comfort” found in today’s new cars. AcoustiSHIELD kits are designed on current “state-of-the-art” auto acoustic technology, to insulate and control the noise, vibration and heat in the passenger cabin. Kits are pre-cut and come with easy-to-follow installation instructions—everything you need to do the job right.



Turn Your International Scout into “Quiet Riding Comfort”

Stage 1 Sound Damper Pads



The first stage consists of pre-trimmed, self-adhesive, Sound Damper Pads, bonded to strategically located trouble spots on the floor pan and roof of the vehicle to control body panel vibration and noise. These spots are mapped and labeled in detailed instructions which are included in the kit.

Stage 2 Heat Absorber/Barrier Panels



The second stage uses a high-tech absorber/barrier material, bonded to the body panels, to both sound deaden and insulate the vehicle from radiant heat penetration from the engine and road. Each absorber panel is cut to the correct shape and contour and is mapped and labeled in the detailed instructions.

Kits Include:

- **Stage 1** Pre-Sized Sound Damper Pads
- **Stage 2** Pre-Trimmed Heat Absorber / Barrier Panels, Spray Adhesive and Sealing Tape
- **Complete Illustrated Installation Instruction**

Dealer program available. For more information contact us at info@quietride.com

©2003-24 Quiet Ride Solutions Prices Subject to Change Without Notice



Order Line: 888-777-3410
Tech Line: 209-942-4777
3183 Hwy 71 S, Mena, AR 71953

1936-80 IHC Trucks & Scout Catalog

AcoustiSHIELD® Pre-Cut Kits Ready to Install

Product Application Codes and Price Sheet

Inventory # Description Price

1971-80 International Scout II

IHC 7180-TAK	1971-1980 International Scout I Complete Kit	691.15
IHC 7180-TBPK	1971-1980 International Scout I Body Panel Kit	169.05
IHC 7180-TFK	1971-1980 International Scout I Floor Kit	302.45
IHC 7180-TRK	1971-1980 International Scout I Roof Kit	201.25
ASU-DDBIK-2	Universal 2 Door Damper Kit	77.05









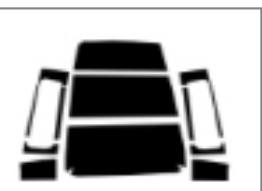
1976-80 International Traveler

IHC 7680-TVAK	1976-80 International Traveler Complete Kit	779.70
IHC 7680-TVBPK	1976-80 International Traveler Body Panel Kit	198.95
IHC 7680-TVFK	1976-80 International Traveler Floor Kit	320.85
IHC 7680-TVRK	1976-80 International Traveler Roof Kit	228.85
ASU-DDBIK-2	Universal 2 Door Damper Kit	77.05

International Firewall Insulators (Sold Separately)



IHC 3600-T	1936 International Truck Firewall	304.75
IHC 3740-D2-T	1937-40 International Truck D-2 Firewall	304.75
IHC 4149-T	1941-49 International Firewall	304.75
IHC 5057-LRS-T	1950-57 International LRS 110-160 Firewall	304.75
IHC 6170-T	1961-70 International Scout Firewall	304.75

Floor	Body	Roof
 1	 1	 1
 2	 2	 2
		



ASU-DDBIK-2 Universal 2-Door Damper/Barrier Insulation Kit
 For 2-door Coupes, Convertibles, Trucks with upholstered door panels. Includes AcoustiShield damper pads, Weather Barrier Insulation, double-sided foam tape and Instructions. Easy to Install.



Firewall **INSULATORS**™

Stop Engine Heat at the Source

Made Right • Fit Right • Look Right
OEM Original Products




ABS Leather Grain Material

Firewall Insulator products are pre-cut and ready to install with standard OEM accessory and mounting holes punched for restoration applications. Each unit has period correct insulation.

Firewall Insulators are also available without holes for aftermarket HVAC systems and Street Rod and Custom installs.



“Ultra High Definition”
Vinyl Rubber



Street Rod Firewall Insulator
Direct Sheetmetal
Absolute Sheetmetal



ABS “Chicken Track” Material



Expanded NVH Reference Information:


Cars and trucks make and/or absorb noise, vibration and heat (NVH) from multiple directions-including internal and external air-borne noise, structure-borne noise as well as radiant heat. NVH factors to consider:

- Engine NVH travels back from the front of the vehicle through the firewall and cowl.
- Wheel well trunk and rear body panel NVH travels forward through the seat divider and package tray panels.
- Roadway radiant heat, often exceeding 140 degrees, rises through vehicle floor pans.
- Rumbling performance exhaust systems and transmission/drive line harmonics also rise through vehicle floor pans.
- Direct heat from the sun penetrates the roof of the vehicle.


All of these influences “Apex” in the middle of the passenger cabin at ear level.

Add the noise produced by the sound system; the air rushing through the vents from the HVAC system; and a normal conversation builds into a “shouting match” between the driver and passenger to overcome the “harmonic drone” of vehicle mechanics.

AcustiShield Photo Gallery



Typical Cowl Panel Sound Dampening and Thermal Barrier Insulation



Typical Trunk Floor Sound Dampening and Thermal Barrier Insulation



Typical Floor Panel Sound Dampening and Thermal Barrier Insulation



Typical Roof Panel Sound Dampening and Thermal Barrier Insulation



Typical Body Panel Sound Dampening and Thermal Barrier Insulation

Product Description— ABS “Leather Grain” Original Equipment Firewall Insulators

Production Period—GM and MOPAR: 1926 through 1976

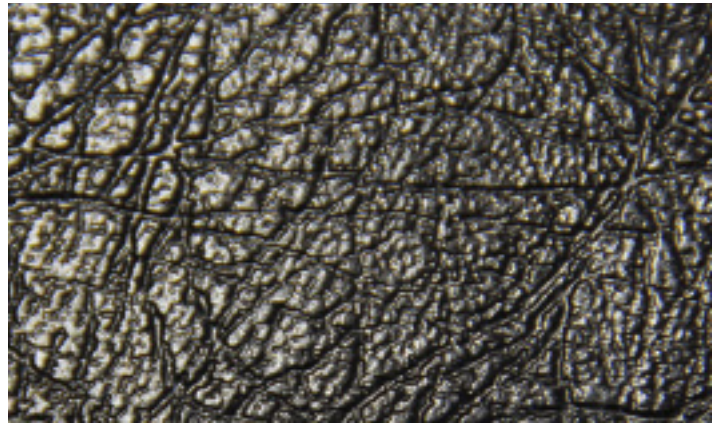
Production Period—FOMOCO: 1949 through 1979

Most OEMs used a leather grained firewall cover on their cars and trucks from 1926 through 1965. Each insulator product is molded with ABS material and ready-to-install with factory stock accessory holes and mounting pin locations punched.

Kits does not include mounting pins. Quiet Ride has an assortment of “universal” mounting pin styles available as needed.

Mounting pins are not included but are available for separate purchase as needed.

ABS Firewall Cover
Leather Grain Material



Each insulator product is molded from an “out of the car” original firewall for contour and accuracy.

Year-Make-Model Specific.

Firewall Insulators can be ordered without holes for custom applications.

Thermal Insulation Types


Original Equipment Firewall Insulators

- General Motors Cars and Trucks
- Ford Cars and Trucks
- MOPAR Cars and Trucks

Black Fiberglass Insulation

Typically used in vehicles 1949 through 1977


- ABS Firewall Insulators



Heat Shield Barrier Insulation

Typically used in vehicles 1928-48 and Vinyl Rubber Firewalls 1964-present

- Street Rods
- Custom Firewalls



Concours Show Quality

Authentically Correct • "Fit like a Glove" • Easy to Install

All QRS Products, Materials and Craftsmanship
Meet or Exceed OEM Quality Standards

No customer has ever reported losing judged points on our firewall products.

Firewall Insulators-A Historical Perspective

The Firewall Insulator is the first line of defense against automotive Noise, Vibration and Heat that is generated in the engine bay of the vehicle.

QRS manufactures more than 600 firewall products for antique, classic, custom and street rod cars and trucks. The company has developed these products based on “out of car” original insulator pads that have been supplied by its customers. QuietRide Firewalls Insulators are exact reproductions of OEM products.

Most firewall insulators made between 1928 and the mid-1960s were constructed with an oil impregnated cardboard cover in combination with a number of insulation materials. In 1964 General Motors and Ford Motor Company began using a “spray-on” rubber material bonded to a thin layer of “shoddy” insulation.

All of the company’s firewall products are vacuum form molded to fit the firewall and transmission contours exactly. They are digitized and manufactured on its Flow Water Jet Cutting System for accurate fitting. Each firewall cover is backed with period correct insulation which could include a black fiberglass or HeatShield barrier insulation.

Firewall Colors and “Sheen”

Just a word about the “look” of your old firewall in comparison to a new one-you may note that the new firewall does not look the same as your original-because of the “sheen.” The firewall insulator in a car built in the 1930s or 40s is now at least 70-80 years old and is dirty and dingy. When the vehicle came off the assembly line, all of its component parts were crisp, clean and sparkling fresh.

With few exceptions, firewall insulators were black when they came from the factory. There were some exceptions in the General Motors product line from 1933 through 1941 in which the firewall insulators were a “mocha brown” color. The firewall color would typically match the color of your clutch, brake and accelerator pedal rubber pads.



3183 Hwy 71 S, Mena, AR 71953

Order Line: 888-777-3410

Tech Line (209) 942-4777

www.quietride.com



WARNING

Cancer and
Reproductive Harm

www.p65Warnings.ca.gov

©2003-24 Quiet Ride Solutions LLC.

“AcoustiSHIELD” “QuietRideSolutions” “AcoustiTRUNK” “AcoustiHOOD” are Registered Trade Marks of Quiet Ride Solutions LLC.



Mounting Pins and Clips

American Cars and Trucks used a wide variety of mounting pins, clips, buttons and screws to attach the firewall insulator to the interior of the steel firewall bulkhead. Clean up and reuse your original mounting pins if you have them. We offer the following mounting pins and information based on what we have been able to find available.

UMPS-10	<p>Universal Mounting Pins</p> <p>If your original firewall mounting pins are missing or damaged beyond repair, these universal pins may be a solution. They are a plastic "Christmas tree" type pin with a 1/2" button "head" that will fit most 5/16 inch holes. Kit includes 10 pins.</p>	20
UWC-MPL-10	<p>Universal Wire Cap Mounting Pin-Long</p> <p>A variety of car and truck manufacturers in the 1930s-40s-50s used a wire cap retainer to mount the firewall insulator. Long shank (1/2 inch) with a 1/2 inch button "head" that can be painted to match the firewall color. Kit includes 10 Pins.</p>	10
UWC-MPS-10	<p>Universal Wire Cap Mounting Pin-Short</p> <p>A variety of car and truck manufacturers in the 1930s-40s-50s used a wire cap retainer to mount the firewall insulator. Short shank (1/4 inch) with a 1/2 inch button "head" that can be painted to match the firewall color. Kit includes 10 Pins.</p>	10
UPPS-20	<p>Universal Upholstery Panel Pin Set</p> <p>If your original upholstery panel mounting pins are missing or damaged beyond repair, these universal pins may be a solution. They are a short-shank plastic "Christmas tree" type pin with a 1/2 inch "head" that will fit 5/16 inch holes. Kit includes 10 pins.</p>	30
FORD 3541-MPL	<p>Early Ford Firewall Mounting Pins-Long</p> <p>These all steel firewall mounting pins are an exact reproduction of the originals. They are in a 3/4 inch in length. The Long pin works best in the 1935-41 cars and may be used on cars through the mid-fiftys.</p>	3
FORD 3541-MPS	<p>Early Ford Firewall Mounting Pin-Short</p> <p>These all steel firewall mounting pins are an exact reproduction of the originals. They are in a 1/2 inch in length. The short pins work best for the 1942-48 Ford cars and 1940-47 Ford trucks and may be used on trucks through the mid-fiftys.</p>	3
FORD RB-MP	<p>Late Model Ford Firewall Mounting Pins-Rubber Bullet Style</p> <p>These all Rubber Bullet Style Ford mounting pins were used on FOMOCO products starting in 1969. These are an exact reproduction of the original.</p>	3
GM 5500-MP	<p>GM Firewall Plastic Firewall Mounting Plugs</p> <p>General Motors started using a plastic firewall mounting plug to attach the insulator to the steel firewall bulkhead in 1955 for trucks and 1957 for cars. These plugs are still used in many GM vehicles today.</p>	3
SRMP-9	<p>Street Rod Mounting Pin Kit</p> <p>With this new mounting pin kit, you can smooth your firewall by welding closed the firewall mounting holes and install any of our insulator panels for that "smoothie look." This kit will give you the option to place the firewall mounting pins where they will fit your application best. Be sure to order your firewall insulator "No Holes" when you place your order. Kit Includes 9 pinsets and instructions.</p>	34
R-83-56	<p>Early and Mid-Year 1932 Ford</p> <p>Correct insulator panel to dash mounting screws for early and mid-year 1932 passenger car, wagon and sedan delivery. Per Ford Engineering release documents, the correct slotted flat head screws (1/4-20 x 1 3/16), locks, hex nuts and cup washers. Finished in black oxide. Kit includes 12 Sets (48 pieces.) Please Order directly from https://thirdgenauto.com/ford-bolts/</p>	14.95
R-07-01	<p>Ford Original Shoulder Bolts for mid-to-late 1932 through 1935 Cars/Trucks</p> <p>Ford special slotted truss head shoulder screw, painted in Ford S-2 finish. Period correct insulator panel to dash Truss head/Shoulder mounting bolts for mid-to-late 1932-35 car, wagon and sedan delivery. Per Ford Engineering release documents. Kit includes one Shoulder screw, 1/4 lock and 1/4-20 hex nut. FYI: 12 required for 1932 Vehicles and 14 required for 1933-35 vehicles. Please Order directly from https://thirdgenauto.com/ford-bolts/</p>	5.95

