

SmoothHoodCoversForRestoration-3-DMoldedHoodCoversForThatCustomLook

Under Hood Covers are manufactured to cover the structural ribs on the under side of the hood surface of your vehicle to give a clean, finished look to the engine compartment.

Year, Make and Model Specific
Tough, High Temperature ABS Cover
Pre-Cut and ready to install for each vehicle
HeatShield Insulation Panels,
Mounting Pins, Illustrated Instructions

Compare the
Insulation patterns
and images in this
Catalog to the under hood
structure on your vehicle.



Order Online

AcoustiShield Catalog



Watch our "How To" video on the
Installation of a typical
Under Hood Cover and Insulation

Go to: youtube.com/quietridesolutions




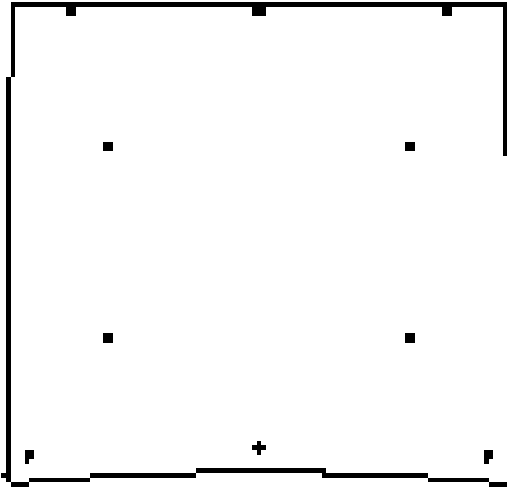
Order Line: 888-777-3410

Tech Line: 209-942-4777


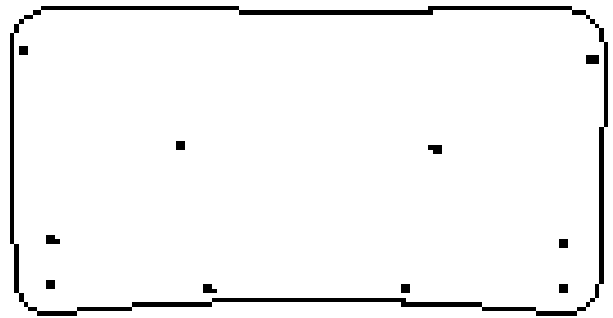
3183 Hwy 71 S, Mena, AR 71953

Cougar 1967-68

Under Hood Cover and AcoustiShield



Hood


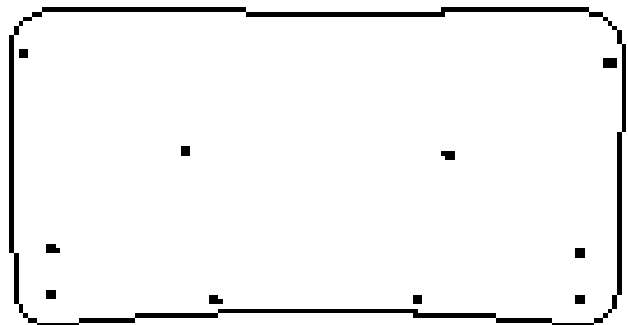
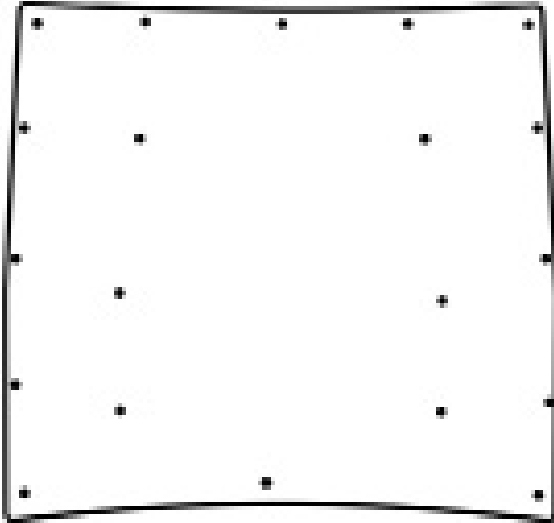


Trunk Deck


Part #	Description	MSRP
Hood	1967-68 Cougar	
COUG 6768-CUHC	1967-68 Cougar Under Hood Cover Smooth	224.25
Trunk		
COUG 6768-CUTC	1967-68 Cougar Under Trunk Cover Smooth	131.10

Cougar 1969-70

Under Hood Cover and AcoustiShield



Hood

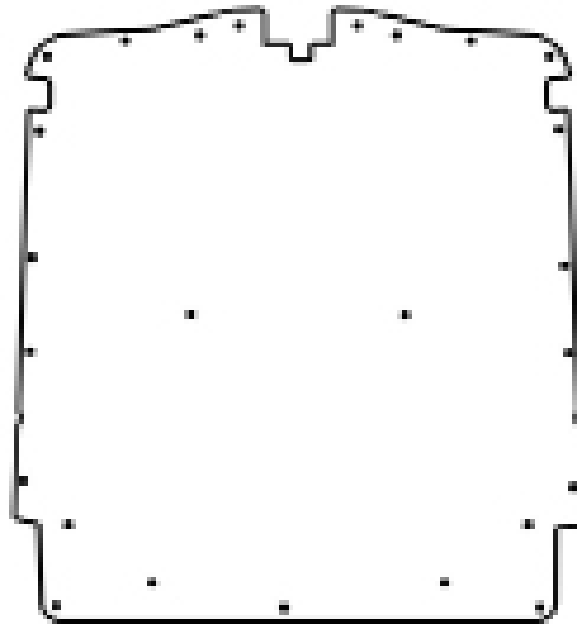


Trunk Deck

Part #	Description	MSRP
	1969-70 Cougar	
COUG 6970-CUHC	1969-70 Cougar Under Hood Cover Smooth	224.25
Trunk		
COUG 6768-CUTC	1967-68 Cougar Under Trunk Cover Smooth	131.10

Cougar 1971-73

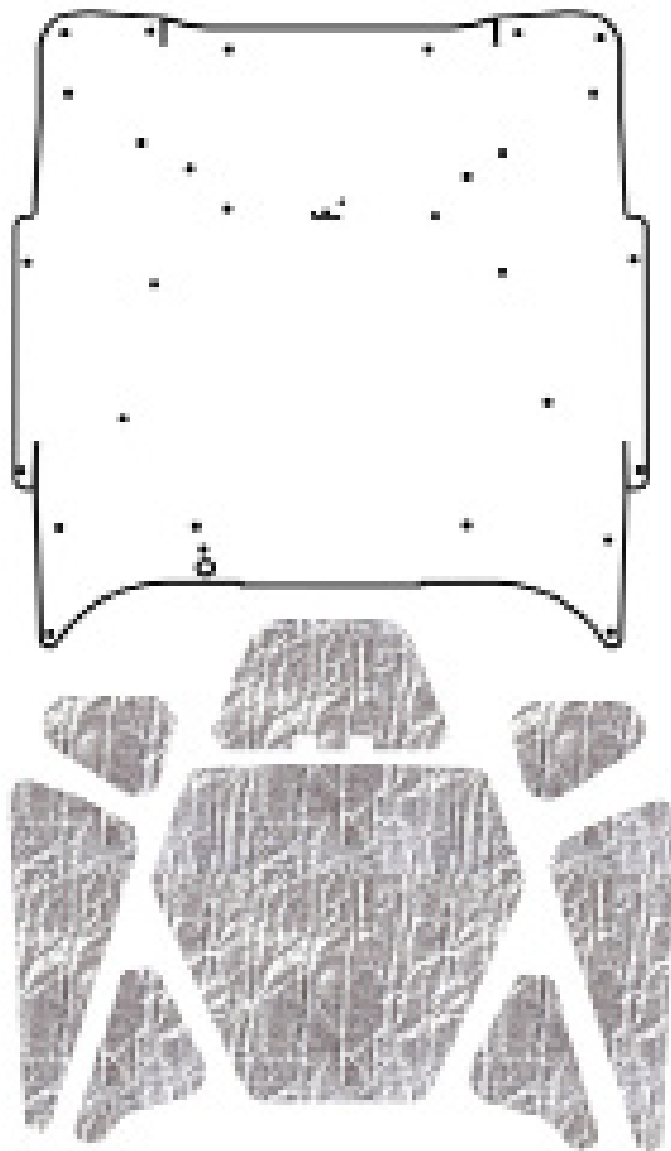
Under Hood Cover and AcoustiShield



Part #	Description	MSRP
	1971-73 Cougar	
COUG 7173-CUHC	1971-73 Cougar Under Hood Cover Smooth	224.25

Cougar 1974-76

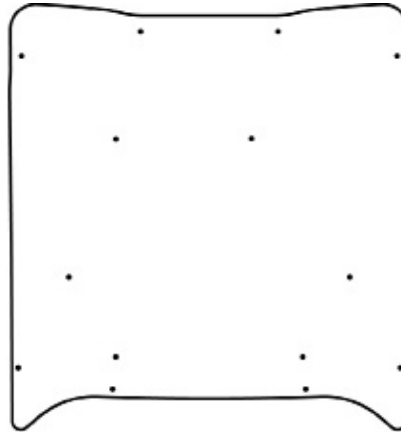
Under Hood Cover and AcoustiShield



Part #	Description	MSRP
	1974-76 Cougar	
COUG 7476-CUHC	1974-76 Cougar Under Hood Cover Smooth	224.25

Cougar 1977-79

Under Hood Cover and AcoustiShield



Part #	Description	MSRP
	1977-79 Cougar	
COUG 7779-CUHC	1977-79 Cougar Under Hood Cover Smooth	224.25



WARNING
Cancer and
Reproductive Harm
www.p65Warnings.ca.gov

Product Disclaimer

- The high temp ABS material will regularly tolerate temperatures up to 250 degrees.
- Air flow is the important factor in heat dissipation.
- Be certain to maintain at least one inch (or more) of clearance between the surface of the under hood cover and engine components like air cleaner covers.
- Some Steel hoods may require the drilling of hood cover mounting holes. Instructions are included in the kit.
- Hood Covers on fiberglass hoods are mounted with magnetic fasteners which are glued in place. Instructions are included in the kit.

QuietRide Solutions will not be responsible for improperly installed under hood covers.