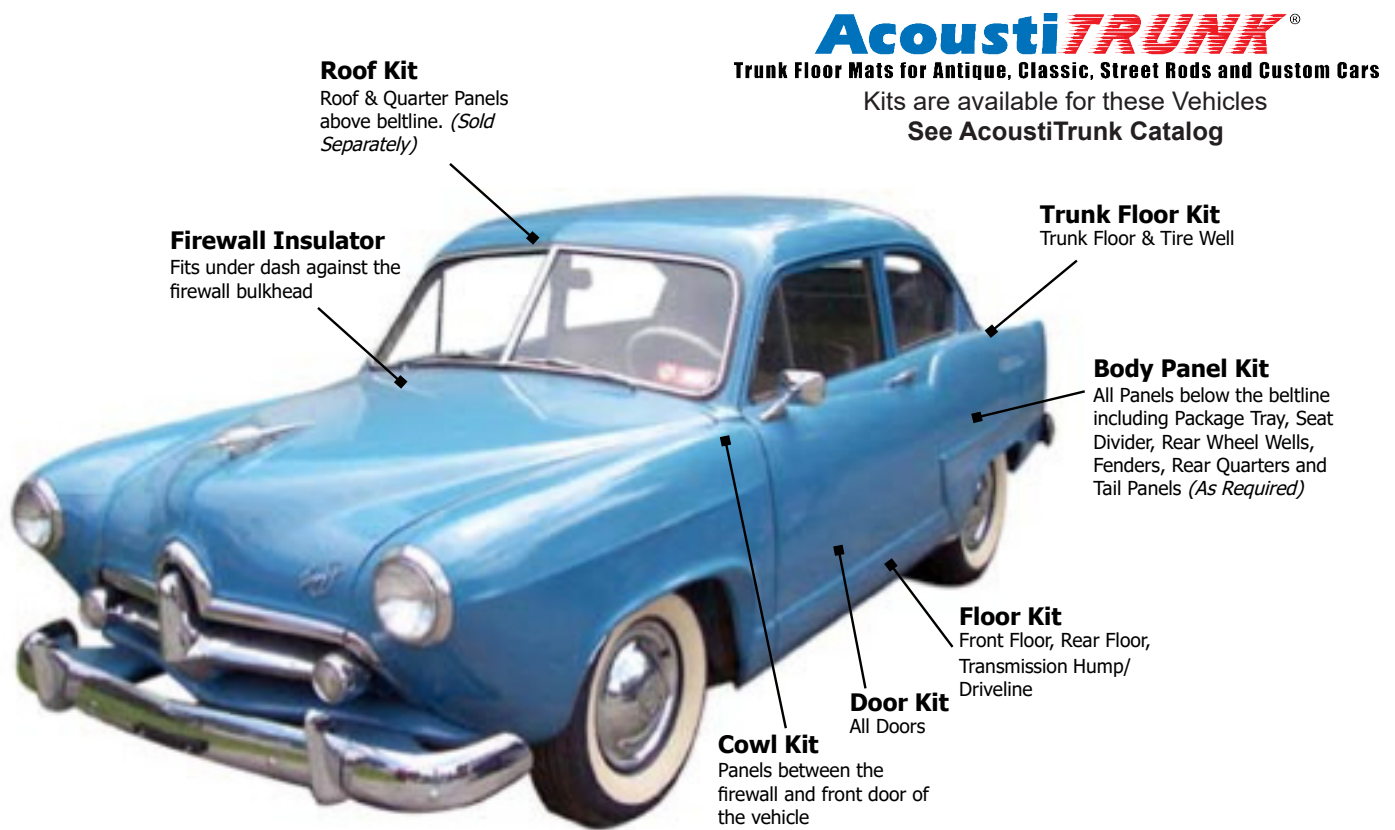


Roof to Road Solutions to Control Passenger Cabin Noise, Vibration and Heat

- Reduce Road Noise
- Reduce Exhaust Harmonics
- Eliminate Mechanical Noise
- Stop Body Panel Vibration
- Reduce Radiated & Reflected Heat
- Stop Audio System Vibration

Pre-Cut Ready to Install Kits
Year • Make • Model Specific

The Coolest Cars Have QuietRIDE Inside!™



AcoustiTRUNK®

Trunk Floor Mats for Antique, Classic, Street Rods and Custom Cars

Kits are available for these Vehicles
See AcoustiTrunk Catalog

Order On-line

Everything in One Box to Do the Job Right!

Pre-Cut, Ready To install Kits are Year, Make and Model Specific and include:

- AcoustiShield Damper Pads
- Heat Shield Barrier Insulation
- Spray Adhesive •Seam Tape
- Illustrated Instructions



Order Line: 888-777-3410

Tech Line: 209-942-4777

3183 Hwy 71 S, Mena, AR 71953

For more information contact us at: info@quietride.com

©2003-24 •Prices Subject to Change Without Notice



Henry J

Pre-Cut Kits Ready to Install


Roof to Road Solutions to Control Passenger Cabin Noise, Vibration and Heat

Introducing a multi-stage, automotive insulation and sound damping system to give Henry J cars the “quiet riding comfort” found in today’s new cars. AcoustiSHIELD kits are designed on current “state-of-the-art” auto acoustic technology, to insulate and control the noise, vibration and heat in the passenger cabin. Kits are pre-cut and come with easy-to-follow installation instructions- everything you need to do the job right.



Turn Your Henry J into “Quiet Riding Comfort”

Stage 1 Sound Damper Pads



The first stage consists of pre-trimmed, self-adhesive, Sound Damper Pads, bonded to strategically located trouble spots on the floor pan and roof of the vehicle to control body panel vibration and noise. These spots are mapped and labeled in detailed instructions which are included in the kit.

Stage 2 Heat Absorber/Barrier Panels



The second stage uses a high-tech absorber/barrier material, bonded to the body panels, to both sound deaden and insulate the vehicle from radiant heat penetration from the engine and road. Each absorber panel is cut to the correct shape and contour and is mapped and labeled in the detailed instructions.

Kits Include:

- **Stage 1** Pre-Sized Sound Damper Pads
- **Stage 2** Pre-Trimmed Heat Absorber / Barrier Panels, Spray Adhesive and Sealing Tape
- **Complete Illustrated Installation Instruction**

Dealer program available. For more information contact us at info@quietride.com

©2003-24 Quiet Ride Solutions Prices Subject to Change Without Notice



Order Line: 888-777-3410
Tech Line: 209-942-4777
3183 Hwy 71 S, Mena, AR 71953

Henry J

AcoustiSHIELD®

Pre-Cut Kits Ready to Install

Product Application Codes and Price Sheet

1951-54 Henry J Coupe

HENRY 5154-CAK	1951-1954HenryJCoupeCompleteKit	914.25
HENRY 5154-CBPK	1951-1954HenryJCoupeBodyPanelKit	151.80
HENRY 5154-CCK	1951-1954 Henry J Coupe Cowl Kit	66.70
HENRY 5154-CFK	1951-1954 Henry J Coupe Floor Kit	285.20
HENRY 5154-CRK	1951-1954 Henry J Coupe Roof Kit	201.25
HENRY 5154-CTK	1951-1954HenryJCoupeTrunkFloorKit	185.15
ASU-DDBIK-2	Universal 2 Door Damper Kit	77.05
















Other Related Parts For This Vehicle (Sold Separately)

HENRY 5154-C	1951-54 Henry J Firewall	286.35
--------------	--------------------------	--------



ASU-DDBIK-2 Universal 2-Door Damper/Barrier Insulation Kit
 For 2-door Coupes, Convertibles, Trucks with upholstered door panels. Includes AcoustiShielddamperpads, WeatherBarrierInsulation, double-sidedfoamtapeand Instructions. Easy to Install.



Floor	Cowl	Body	Trunk	Roof
 1	 1	 1	 1	 1
 2	 2	 2	 2	 2
				



Automotive Thermal Acoustic Insulation



Dynamat Xtreme Damper Pads

Pre-Cut Patterns

Heat Shield Insulation

Legend: Noise & Vibration ■ Heat ■

A Roof to Road Solution to Control Passenger Cabin Noise, Vibration and Heat™

AcustiSHIELD Product Description

AcustiShield is a two-stage thermal acoustic automotive insulation product designed to control Noise, Vibration and Heat—the three major issues that affect passenger cabin comfort. Kits include pre-cut, ready-to-install AcustiShield damper pads and HeatShield Barrier Insulation panels which are packaged separately for easy installation. Kits come with uniquely illustrated installation sheets, spray adhesive and seam tape.



Complete Acoustic Kits insulate the Cowl, Floor, Roof, Trunk Floor, Doors and Body Panels, which includes the seat divider, package tray and rear wheel wells. The installation of a complete AcustiShield kit typically will reduce passenger cabin noise by 12 to 17 decibels. To put this in perspective, a 10-decibel reduction is a 50 percent reduction in noise that the human ear can easily detect. Barrier insulation will reduce radiant heat by as much as 25 degrees.

AcustiShield is a Two-Stage Process

Stage-One of the AcustiShield process is the application of small pre-cut AcustiShield damper pads and strips to auto body sheet metal to greatly reduce the vibration and noise produced by these panels from entering the passenger cabin.

Stage-Two of the AcustiShield process is the application of pre-cut HeatShield Barrier Insulation panels to the auto body sheet metal to encapsulate any remaining vibration/noise and to thermally insulate the vehicle.



WARNING
Cancer and
Reproductive Harm
www.p65Warnings.ca.gov

©2003-24 Quiet Ride Solutions LLC.

"AcustiSHIELD" "Quiet Ride Solutions" "AcustiTRUNK" "AcustiHOOD" are Registered Trade Marks of Quiet Ride Solutions LLC.

Expanded NVH Reference Information:


Cars and trucks make and/or absorb noise, vibration and heat (NVH) from multiple directions-including internal and external air-borne noise, structure-borne noise as well as radiant heat. NVH factors to consider:

- Engine NVH travels back from the front of the vehicle through the firewall and cowl.
- Wheel well trunk and rear body panel NVH travels forward through the seat divider and package tray panels.
- Roadway radiant heat, often exceeding 140 degrees, rises through vehicle floor pans.
- Rumbling performance exhaust systems and transmission/drive line harmonics also rise through vehicle floor pans.
- Direct heat from the sun penetrates the roof of the vehicle.


All of these influences “Apex” in the middle of the passenger cabin at ear level.

Add the noise produced by the sound system; the air rushing through the vents from the HVAC system; and a normal conversation builds into a “shouting match” between the driver and passenger to overcome the “harmonic drone” of vehicle mechanics.

AcoustiShield Photo Gallery



Typical Cowl Panel Sound Dampening and Thermal Barrier Insulation



Typical Trunk Floor Sound Dampening and Thermal Barrier Insulation



Typical Floor Panel Sound Dampening and Thermal Barrier Insulation



Typical Roof Panel Sound Dampening and Thermal Barrier Insulation



Typical Body Panel Sound Dampening and Thermal Barrier Insulation



Firewall *INSULATORS*

by QuietRide Solutions

Made Right • Fit Right • Look Right
OEM Original Products




ABS Leather Grain Material

Firewall Insulator products are pre-cut and ready to install with standard OEM accessory and mounting holes punched for restoration applications. Each unit has period correct insulation.

Firewall Insulators are also available without holes for aftermarket HVAC systems and Street Rod and Custom installs.



"Ultra High Definition"
Vinyl Rubber



Street Rod Firewall Insulator
Direct Sheetmetal
Absolute Sheetmetal



ABS "Chicken Track" Material



Product Description—

ABS “Leather Grain”

Original Equipment Firewall Insulators

Production Period—GM and MOPAR: 1926 through 1976

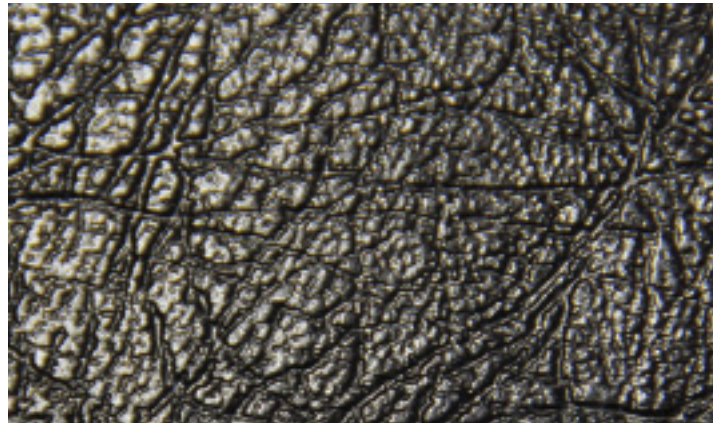
Production Period—FOMOCO: 1949 through 1979

Most OEMs used a leather grain firewall cover on their cars and trucks from 1926 through 1965. Each insulator product is molded with ABS material and ready-to-install with factory stock accessory holes and mounting pin locations punched.

Kits does not include mounting pins. Quiet Ride has an assortment of “universal” mounting pin styles available as needed.

Mounting pins are not included but are available for separate purchase as needed.

ABS Firewall Cover Leather Grain Material



Each insulator product is molded from an “out of the car” original firewall for contour and accuracy.

Year-Make-Model Specific.

Firewall Insulators can be ordered without holes for custom applications.

Thermal Insulation Types


Original Equipment Firewall Insulators

- General Motors Cars and Trucks
- Ford Cars and Trucks
- MOPAR Cars and Trucks

Black Fiberglass Insulation

Typically used in vehicles 1949 through 1977

- ABS Firewall Insulators




Heat Shield Barrier Insulation

Typically used in vehicles 1928-48 and

Vinyl Rubber Firewalls 1964-present

- Street Rods
- Custom Firewalls



Concours Show Quality

Authentically Correct • “Fit like a Glove” • Easy to Install

All QRS Products, Materials and Craftsmanship

Meet or Exceed OEM Quality Standards

No customer has ever reported losing judged points on our firewall products.

Firewall Insulators-A Historical Perspective

The Firewall Insulator is the first line of defense against automotive Noise, Vibration and Heat that is generated in the engine bay of the vehicle.

QRS manufactures more than 600 firewall products for antique, classic, custom and street rod cars and trucks. The company has developed these products based on “out of car” original insulator pads that have been supplied by its customers. QuietRide Firewalls Insulators are exact reproductions of OEM products.

Most firewall insulators made between 1928 and the mid-1960s were constructed with an oil impregnated cardboard cover in combination with a number of insulation materials. In 1964 General Motors and Ford Motor Company began using a “spray-on” rubber material bonded to a thin layer of “shoddy” insulation.

All of the company’s firewall products are vacuum form molded to fit the firewall and transmission contours exactly. They are digitized and manufactured on its Flow Water Jet Cutting System for accurate fitting. Each firewall cover is backed with period correct insulation which could include a black fiberglass or HeatShield barrier insulation.

Firewall Colors and “Sheen”

Just a word about the “look” of your old firewall in comparison to a new one-you may note that the new firewall does not look the same as your original-because of the “sheen.” The firewall insulator in a car built in the 1930s or 40s is now at least 70-80 years old and is dirty and dingy. When the vehicle came off the assembly line, all of its component parts were crisp, clean and sparkling fresh.

With few exceptions, firewall insulators were black when they came from the factory. There were some exceptions in the General Motors product line from 1933 through 1941 in which the firewall insulators were a “mocha brown” color. The firewall color would typically match the color of your clutch, brake and accelerator pedal rubber pads.



3183 Hwy 71 S, Mena, AR 71953

Order Line: 888-777-3410

Tech Line (209) 942-4777

©2003-24 Quiet Ride Solutions LLC.



Mounting Pins and Clips

American Cars and Trucks used a wide variety of mounting pins, clips, buttons and screws to attach the firewall insulator to the interior of the steel firewall bulkhead. Clean up and reuse your original mounting pins if you have them. We offer the following mounting pins and information based on what we have been able to find available.

UMPS-10	Universal Mounting Pins If your original firewall mounting pins are missing or damaged beyond repair, these universal pins may be a solution. They are a plastic "Christmas tree" type pin with a 1/2" button "head" that will fit most 5/16 inch holes. Kit includes 10 pins.	20
UWC-MPL-10	Universal Wire Cap Mounting Pin-Long A variety of car and truck manufacturers in the 1930s-40s-50s used a wire cap retainer to mount the firewall insulator. Long shank (1/2 inch) with a 1/2 inch button "head" that can be painted to match the firewall color. Kit includes 10 Pins.	10
UWC-MPS-10	Universal Wire Cap Mounting Pin-Short A variety of car and truck manufacturers in the 1930s-40s-50s used a wire cap retainer to mount the firewall insulator. Short shank (1/4 inch) with a 1/2 inch button "head" that can be painted to match the firewall color. Kit includes 10 Pins.	10
UPPS-20	Universal Upholstery Panel Pin Set If your original upholstery panel mounting pins are missing or damaged beyond repair, these universal pins may be a solution. They are a short-shank plastic "Christmas tree" type pin with a 1/2 inch "head" that will fit 5/16 inch holes. Kit includes 10 pins.	30
FORD 3541-MPL	Early Ford Firewall Mounting Pins-Long These all steel firewall mounting pins are an exact reproduction of the originals. They are in a 3/4 inch in length. The Long pin works best in the 1935-41 cars and may be used on cars through the mid-fiftys.	3
FORD 3541-MPS	Early Ford Firewall Mounting Pin-Short These all steel firewall mounting pins are an exact reproduction of the originals. They are in a 1/2 inch in length. The short pins work best for the 1942-48 Ford cars and 1940-47 Ford trucks and may be used on trucks through the mid-fiftys.	3
FORD RB-MP	Late Model Ford Firewall Mounting Pins-Rubber Bullet Style These all Rubber Bullet Style Ford mounting pins were used on FOMOCO products starting in 1969. These are an exact reproduction of the original.	3
GM 5500-MP	GM Firewall Plastic Firewall Mounting Plugs General Motors started using a plastic firewall mounting plug to attach the insulator to the steel firewall bulkhead in 1955 for trucks and 1957 for cars. These plugs are still used in many GM vehicles today.	3
SRMP-9	Street Rod Mounting Pin Kit With this new mounting pin kit, you can smooth your firewall by welding closed the firewall mounting holes and install any of our insulator panels for that "smoothie look." This kit will give you the option to place the firewall mounting pins where they will fit your application best. Be sure to order your firewall insulator "No Holes" when you place your order. Kit Includes 9 pinsets and instructions.	34
R-83-56	Early and Mid-Year 1932 Ford Correct insulator panel to dash mounting screws for early and mid-year 1932 passenger car, wagon and sedan delivery. Per Ford Engineering release documents, the correct slotted flat head screws (1/4-20 x 1 3/16), locks, hex nuts and cup washers. Finished in black oxide. Kit includes 12 Sets (48 pieces.) Please Order directly from https://thirdgenauto.com/ford-bolts/	14.95
R-07-01	Ford Original Shoulder Bolts for mid-to-late 1932 through 1935 Cars/Trucks Ford special slotted truss head shoulder screw, painted in Ford S-2 finish. Period correct insulator panel to dash Truss head/Shoulder mounting bolts for mid-to-late 1932-35 car, wagon and sedan delivery. Per Ford Engineering release documents. Kit includes one Shoulder screw, 1/4 lock and 1/4-20 hex nut. FYI: 12 required for 1932 Vehicles and 14 required for 1933-35 vehicles. Please Order directly from https://thirdgenauto.com/ford-bolts/	5.95

