


1962-71 Fairlane Catalog

Roof to Road Solutions to Control Automotive Noise, Vibration and Heat

- Reduce Road Noise
- Reduce Exhaust Harmonics
- Eliminate Mechanical Noise
- Stop Body Panel Vibration
- Reduce Radiated & Reflected Heat
- Stop Audio System Vibration

Pre-Cut Ready to Install Kits Year • Make • Model Specific

The Coolest Cars Have QuietRIDE Inside!™



Order On-line

Everything in One Box to Do the Job Right!

Pre-Cut, Ready To install Kits are Year, Make and Model Specific and include:

- Dynamat Xtreme
- Heat Shield Barrier Insulation
- Spray Adhesive •Seam Tape
- Illustrated Instructions



QuietRIDE Solutions®

Phone: 209-942-4777

Fax: 209-942-4476

6507 Pacific Ave. Ste.#334, Stockton, CA

For more information contact us at: info@quietride.com

©2003-12 •Prices Subject to Change Without Notice



QuietRIDE Solutions®

Fairlane & Torino

AcoustiSHIELD®

Pre Cut Kits Ready to Install

Roof to Road Solutions to Control Automotive Noise, Vibration and Heat


Introducing a multi-stage, automotive insulation and sound damping system to give Falcon / Fairlane cars the “quiet riding comfort” found in today’s new cars. AcoustiSHIELD kits are designed on current “state-of-the-art” auto acoustic technology, to insulate and control the noise, vibration and heat in the passenger cabin. Kits are pre-cut and come with easy-to-follow installation instructions--- everything you need to do the job right.



Turn Your Falcon / Fairlane / Comet into “Quiet Riding Comfort”

Stage 1

Sound Damper Pads



The first stage consists of pre-trimmed, self-adhesive, Sound Damper Pads, bonded to strategically located trouble spots on the floor pan and roof of the vehicle to control body panel vibration and noise. These spots are mapped and labeled in detailed instructions which are included in the kit.

Stage 2

Heat Absorber/Barrier Panels



The second stage uses a high-tech absorber/barrier material, bonded to the body panels, to both sound deaden and insulate the vehicle from radiant heat penetration from the engine and road. Each absorber panel is cut to the correct shape and contour and is mapped and labeled in the detailed instructions.

Kits Include:

- Stage 1 Pre-Sized Sound Damper Pads
- Stage 2 Pre-Trimmed Heat Absorber / Barrier Panels, Spray Adhesive and Sealing Tape
- Complete Illustrated Installation Instruction

Dealer program available. For more information contact us at info@quietride.com



Phone: 209-942-4777
Fax: 209-942-4476

6507 Pacific Ave. Ste.#334,
Stockton, CA 95207



Fairlane and Torino Cars

® Pre Cut Kits Ready to Install

AcoustiSHIELD

Product Application Codes and Price Sheet

Inventory # Description Price Inventory # Description Price

1962-64 Fairlane Coupe

FAIR 6264-CAK	1962-1964 Fairlane/Torino Coupe Complete Kit	662
FAIR 6264-CBPK	1962-1964 Fairlane/Torino Coupe Body Panel Kit	128
FAIR 6264-CCK	1962-1964 Fairlane/Torino Coupe Cowl Kit	81
FAIR 6264-CFK	1962-1964 Fairlane/Torino Coupe Floor Kit	199
FAIR 6264-CRK	1962-1964 Fairlane/Torino Coupe Roof Kit	117
FAIR 6264-CTK	1962-1964 Fairlane/Torino Coupe Trunk Floor Kit	105
ASU-DDBIK-2	Universal 2 Door Damper Kit	52

1962-64 Fairlane Sedan

FAIR 6264-SAK	1962-1964 Fairlane/Torino Sedan Complete Kit	667
FAIR 6264-SBPK	1962-1964 Fairlane/Torino Sedan Body Panel Kit	93
FAIR 6264-SCK	1962-1964 Fairlane/Torino Sedan Cowl Kit	81
FAIR 6264-SFK	1962-1964 Fairlane/Torino Sedan Floor Kit	199
FAIR 6264-SRK	1962-1964 Fairlane/Torino Sedan Roof Kit	117
FAIR 6264-STK	1962-1964 Fairlane/Torino Sedan Trunk Floor Kit	105
ASU-DDBIK-4	Universal 4 Door Damper Kit	104

Other Products For 1962-64 Vehicles (Sold Separately)

FAIR 6264-C	1962-1964 Fairlane/Torino Firewall	152
-------------	------------------------------------	-----

1965-71 Fairlane/Torino Coupe

FAIR 6571-CAK	1965-1971 Fairlane/Torino Coupe Complete Kit	662
FAIR 6571-CBPK	1965-1971 Fairlane/Torino Coupe Body Panel Kit	128
FAIR 6571-CCK	1965-1971 Fairlane/Torino Coupe Cowl Kit	81
FAIR 6571-CFK	1965-1971 Fairlane/Torino Coupe Floor Kit	211
FAIR 6571-CRK	1965-1971 Fairlane/Torino Coupe Roof Kit	117
FAIR 6571-CTK	1965-1971 Fairlane/Torino Coupe Trunk Kit	105
ASU-DDBIK-2	Universal 2 Door Damper Kit	52

1965-71 Fairlane/Torino Sedan

FAIR 6571-SAK	1965-1971 Fairlane/Torino Sedan Complete Kit	678
FAIR 6571-SBPK	1965-1971 Fairlane/Torino Sedan Body Panel Kit	93
FAIR 6571-SCK	1965-1971 Fairlane/Torino Sedan Cowl Kit	81
FAIR 6571-SFK	1965-1971 Fairlane/Torino Sedan Floor Kit	199
FAIR 6571-SRK	1965-1971 Fairlane/Torino Sedan Roof Kit	117
FAIR 6571-STK	1965-1971 Fairlane/Torino Sedan Trunk Kit	105

ASU-DDBIK-4	Universal 4 Door Damper Kit	104
-------------	-----------------------------	-----

1965-71 Fairlane/Torino Convertible

FAIR 6571-CVAK	1965-1971 Fairlane/Torino Convert Complete Kit	540
FAIR 6571-CVBPK	1965-1971 Fairlane/Torino Convert Body Panel Kit	128
FAIR 6571-CVCK	1965-1971 Fairlane/Torino Convert Cowl Kit	81
FAIR 6571-CVFK	1965-1971 Fairlane/Torino Convert Floor Kit	199
FAIR 6571-CVTK	1965-1971 Fairlane/Torino Convert Trunk Kit	105
ASU-DDBIK-2	Universal 2 Door Damper Kit	52

1967-71 Fairlane Ranchero

FAIR 6771-RAK	1967-71 Fairlane Ranchero Complete Kit	495
FAIR 6771-RCK	1967-71 Fairlane Ranchero Cowl Kit	81
FAIR 6771-RFK	1967-71 Fairlane Ranchero Floor Kit	199
FAIR 6771-RRCK	1967-71 Fairlane Ranchero Rear Cab Kit	93
FAIR 6771-RRK	1967-71 Fairlane Ranchero Roof Kit	93
ASU-DDBIK-2	Universal 2 Door Damper Kit	52

Other Products For 1965-71 Vehicles (Sold Separately)

FAIR 6567-C	1965-1967 Fairlane/Torino Firewall	152
FAIR 6869-C	1968-1969 Fairlane/Torino Firewall	152
FAIR 7071-C	1970-1971 Fairlane/Torino Firewall	152
FAIR 6667H-DF	1966-1967 Fairlane-Torino Defrost Plenum	139
FAIR 6667AC-DF	1966-1967 Fairlane-Torino Defrost Plenum	139
FAIR 6671-TPC	1966-71 Fairlane Trunk Pocket Cover	37

1972-76 Fairlane Ranchero

FAIR 7276-RAK	1972-76 Torino Ranchero Complete Kit	495
FAIR 7276-RCK	1972-76 Torino Ranchero Cowl Kit	81
FAIR 7276-RFK	1972-76 Torino Ranchero Floor Kit	199
FAIR 7276-RRCK	1972-76 Torino Ranchero Rear Cab Kit	93
FAIR 7276-RRK	1972-76 Torino Ranchero Roof Kit	93
ASU-DDBIK-2	Universal 2 Door Damper Kit	52

FOMOCO Heater Plenums

For 1949 through 1967 Ford Cars & Trucks, Mercury and Thunderbird Cars

Heater Plenum

Early Models 1949-1951
Ford and Mercury Cars
P/N: FORD 4951-CHPE




Heater Plenum

Later Models 1949-1951
Ford and Mercury Cars
P/N: FORD 4951-CHPL



Heater Plenum

1955-1956 Mercury Cars
P/N: MERC 5556-CHP



Heater Plenum

1952-1954 Ford and Mercury Cars
P/N: FORD 5254-CHP



Heater Plenum

1955-1956 Ford Cars
P/N: Ford 5556-CHP



Heater Plenum

1955-1957 Thunderbird Cars
P/N: TBIRD 5557-CHP



Defroster Plenum-Heater

1966-1967 Fairlane/Torino
P/N: FAIR 6667H-DF
1966-1967 Falcon
P/N: FALCON 6667H-DF



Defroster Plenum-Factory AC

1966-1967 Fairlane/Torino
P/N: FAIR 6667C-DF
1966-1967 Falcon
P/N: FALCON 6667AC-DF



www.quietride.com

customer service@quietride.com

Order Line: 888-777-3410

Tech Line: 209-942-4777

FAX: 209-942-4476

6507 Pacific Ave. Ste. 334 Stockton, CA 95207

©2003-12 Quiet Ride Solutions Prices Subject to Change Without Notice

Firewall Mounting Pin Options For Older Cars and Trucks

American Cars and Trucks used a wide variety of mounting pins, clips, buttons and screws to attach the firewall insulator to the interior of the steel firewall bulkhead. Clean up and reuse your original mounting pins if you have them. We offer the following mounting pins and information based on what we have been able to find available.

Early Ford Firewall Mounting Pins

These all steel firewall mounting pins are a reproduction of the originals. They are available in a 3/4 inch length (Long) and in a 1/2 inch length (Short). The long pins work best for the early production cars and trucks. The Short pin works best for the 1942-48 cars and 1940-47 Trucks. The long pins may have been used in Ford cars as late as 1954. The short pins may have been used in Ford Trucks through the mid 1950s.



- Ford 3541-MPL 1935-41 Ford Firewall Mounting Pin-Long \$3**
- Ford 4147-MPS 1941-47 Ford Firewall Mounting Pin-Short \$3**

GM Firewall Mounting Plugs

General Motors started using a plastic firewall mounting plug to attach the insulator in the mid 1950s--1955 for Trucks and 1957 for Cars. These plugs are still used in GM vehicles today.



- GM 5500-MP 1955 to Present General Motors Mounting Plug \$3**

Street Rod Mounting Pins

With this new mounting pin kit, you can weld up your firewall mounting holes and install any of our insulators for that “smoothie look.” Kit includes nine pin-sets and installation instructions.



- SRMP Street Rod Firewall Mounting Pin Kit \$34**

Universal Mounting Pins

If your original firewall mounting pins are missing or damaged beyond repair, these universal pins may be a solution. They are a plastic “Christmas tree” type pin that will fit most 5/16 inch holes. Kit includes 10 pins.



- UMPS-10 Universal Mounting Pin Set \$20**

Universal Wire Cap

A variety of car and truck manufacturers in the 1930s used a wire cap retainer to mount the firewall insulator. These are still available in a Long (1/2 inch) and Short (1/4 inch) variety and have a 1/2 inch button head that can be painted. To match the firewall color.



- UWC-MPL Universal Wire Cap Mounting Pin Long \$1**
- UWC-MPS Universal Wire Cap Mounting Pin Short \$1**