

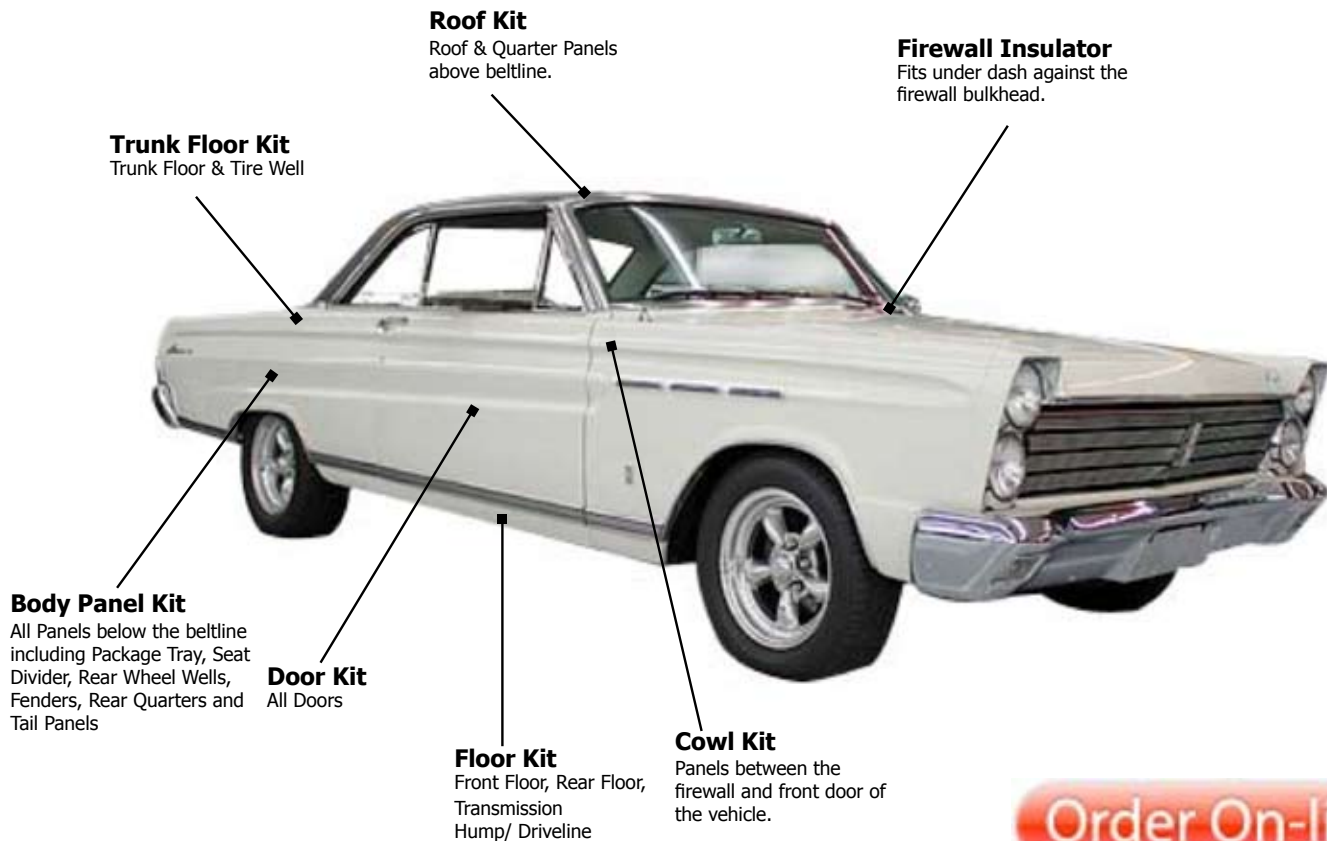
1962-71 Fairlane Catalog

Roof to Road Solutions to Control Automotive Noise, Vibration and Heat

- Reduce Road Noise
- Reduce Exhaust Harmonics
- Eliminate Mechanical Noise
- Stop Body Panel Vibration
- Reduce Radiated & Reflected Heat
- Stop Audio System Vibration

Pre-Cut Ready to Install Kits Year • Make • Model Specific

The Coolest Cars Have QuietRIDE Inside!™



Order On-line

Everything in One Box to Do the Job Right!

Pre-Cut, Ready To install Kits are Year, Make and Model Specific and include:

- Dynamat Xtreme
- Heat Shield Barrier Insulation
- Spray Adhesive •Seam Tape
- Illustrated Instructions



QuietRIDE Solutions®

Phone: 209-942-4777

Fax: 209-942-4476

6507 Pacific Ave. Ste.#334, Stockton, CA

For more information contact us at: info@quietride.com

©2003-10 •Prices Subject to Change Without Notice



Comet Cars

AcoustiSHIELD® Pre Cut Kits Ready to Install


Roof to Road Solutions to Control Automotive Noise, Vibration and Heat

Introducing a multi-stage, automotive insulation and sound damping system to give Comet cars the “quiet riding comfort” found in today’s new cars. AcoustiSHIELD kits are designed on current “state-of-the-art” auto acoustic technology, to insulate and control the noise, vibration and heat in the passenger cabin. Kits are pre-cut and come with easy-to-follow installation instructions-----everything you need to do the job right.



Turn Your Comet into “Quiet Riding Comfort”

Stage 1 Sound Damper Pads



The first stage consists of pre-trimmed, self-adhesive, Sound Damper Pads, bonded to strategically located trouble spots on the floor pan and roof of the vehicle to control body panel vibration and noise. These spots are mapped and labeled in detailed instructions which are included in the kit.

Stage 2 Heat Absorber/Barrier Panels



The second stage uses a high-tech absorber/barrier material, bonded to the body panels, to both sound deaden and insulate the vehicle from radiant heat penetration from the engine and road. Each absorber panel is cut to the correct shape and contour and is mapped and labeled in the detailed instructions.

Kits Include:

- Stage 1 Pre-Sized Sound Damper Pads
- Stage 2 Pre-Trimmed Heat Absorber / Barrier Panels, Spray Adhesive and Sealing Tape
- Complete Illustrated Installation Instruction

Dealer program available. For more information contact us at info@quietride.com

©2003-11 Quiet Ride Solutions Prices Subject to Change Without Notice



Phone: 209-942-4777

Fax: 209-942-4476

6507 Pacific Ave. Ste.#334, Stockton,



Comet Cars

AcoustiSHIELD® Pre Cut Kits Ready to Install

Product Application Codes and Price Sheet

Inventory # Description Price

1964-65 Comet Convertible

COMET 6465-CVAK	1964-1965 Comet Convert Complete Kit	540
COMET 6465-CVBPk	1964-1965 Comet Convert Body Panel Insultion Kit	128
COMET 6465-CVCK	1964-1965 Comet Convert Cowl Kit	81
COMET 6465-CVFK	1964-1965 Comet Convert Floor Kit	199
COMET 6465-CVTK	1964-1965 Comet Convert Trunk Kit	105
ASU-DDBIK-2	Universal Door Damper/Barrier Kit	52

Other Products For This Vehicle (Sold Separately)

COMET 6465-C	1964-64 Comet Firewall Insulator	152
COMET 6465-TPCL	1964-65 Comet Trunk Pocket Cover-Left	37
COMET 6465-TPCR	1964-65 Comet Trunk Pocket Cover-Right	37



Comet Firewall Insulator



Comet Trunk Pocket Cover



FOMOCO Heater Plenums

For 1949 through 1967 Ford Cars & Trucks, Mercury and Thunderbird Cars

Heater Plenum

**Early Models 1949-1951
Ford and Mercury Cars**
P/N: FORD 4951-CHPE




Heater Plenum

**Later Models 1949-1951
Ford and Mercury Cars**
P/N: FORD 4951-CHPL



Heater Plenum

1955-1956 Mercury Cars
P/N: MERC 5556-CHP



Heater Plenum

1952-1954 Ford and Mercury Cars
P/N: FORD 5254-CHP



Heater Plenum

1955-1956 Ford Cars
P/N: Ford 5556-CHP



Heater Plenum

1955-1957 Thunderbird Cars
P/N: TBIRD 5557-CHP



Defroster Plenum-Heater

1966-1967 Fairlane/Torino
P/N: FAIR 6667H-DF
1966-1967 Falcon
P/N: FALCON 6667H-DF



Defroster Plenum-Factory AC

1966-1967 Fairlane/Torino
P/N: FAIR 6667C-DF
1966-1967 Falcon
P/N: FALCON 6667AC-DF



www.quietride.com

customer.service@quietride.com

Order Line: 888-777-3410

Tech Line: 209-942-4777

FAX: 209-942-4476

6507 Pacific Ave. Ste. 334 Stockton, CA 95207

Firewall Mounting Pin Options For Older Cars and Trucks

American Cars and Trucks used a wide variety of mounting pins, clips, buttons and screws to attach the firewall insulator to the interior of the steel firewall bulkhead. Clean up and reuse your original mounting pins if you have them. We offer the following mounting pins and information based on what we have been able to find available.

Early Ford Firewall Mounting Pins

These all steel firewall mounting pins are a reproduction of the originals. They are available in a 3/4 inch length (Long) and in a 1/2 inch length (Short). The long pins work best for the early production cars and trucks. The Short pin works best for the 1942-48 cars and 1940-47 Trucks. The long pins may have been used in Ford cars as late as 1954. The short pins may have been used in Ford Trucks through the mid 1950s.



- Ford 3541-MPL 1935-41 Ford Firewall Mounting Pin-Long \$3**
- Ford 4147-MPS 1941-47 Ford Firewall Mounting Pin-Short \$3**

GM Firewall Mounting Plugs

General Motors started using a plastic firewall mounting plug to attach the insulator in the mid 1950s--1955 for Trucks and 1957 for Cars. These plugs are still used in GM vehicles today.



- GM 5500-MP 1955 to Present General Motors Mounting Plug \$3**

Street Rod Mounting Pins

With this new mounting pin kit, you can weld up your firewall mounting holes and install any of our insulators for that "smoothie look." Kit includes nine pin-sets and installation instructions.



- SRMP Street Rod Firewall Mounting Pin Kit \$34**

Universal Mounting Pins

If your original firewall mounting pins are missing or damaged beyond repair, these universal pins may be a solution. They are a plastic "Christmas tree" type pin that will fit most 5/16 inch holes. Kit includes 10 pins.



- UMPS-10 Universal Mounting Pin Set \$20**

Universal Wire Cap

A variety of car and truck manufacturers in the 1930s used a wire cap retainer to mount the firewall insulator. These are still available in a Long (1/2 inch) and Short (1/4 inch) variety and have a 1/2 inch button head that can be painted. To match the firewall color.



- UWC-MPL Universal Wire Cap Mounting Pin Long \$1**
- UWC-MPS Universal Wire Cap Mounting Pin Short \$1**