



**Automotive Thermal Acoustic Insulation**

# Denver Deuce Catalog

Roof to Road Solutions to Control Passenger Cabin Noise, Vibration and Heat

- Reduce Road Noise
- Reduce Exhaust Harmonics
- Eliminate Mechanical Noise
- Stop Body Panel Vibration
- Reduce Radiated & Reflected Heat
- Stop Audio System Vibration

## Pre-Cut Ready to Install Kits Year • Make • Model Specific

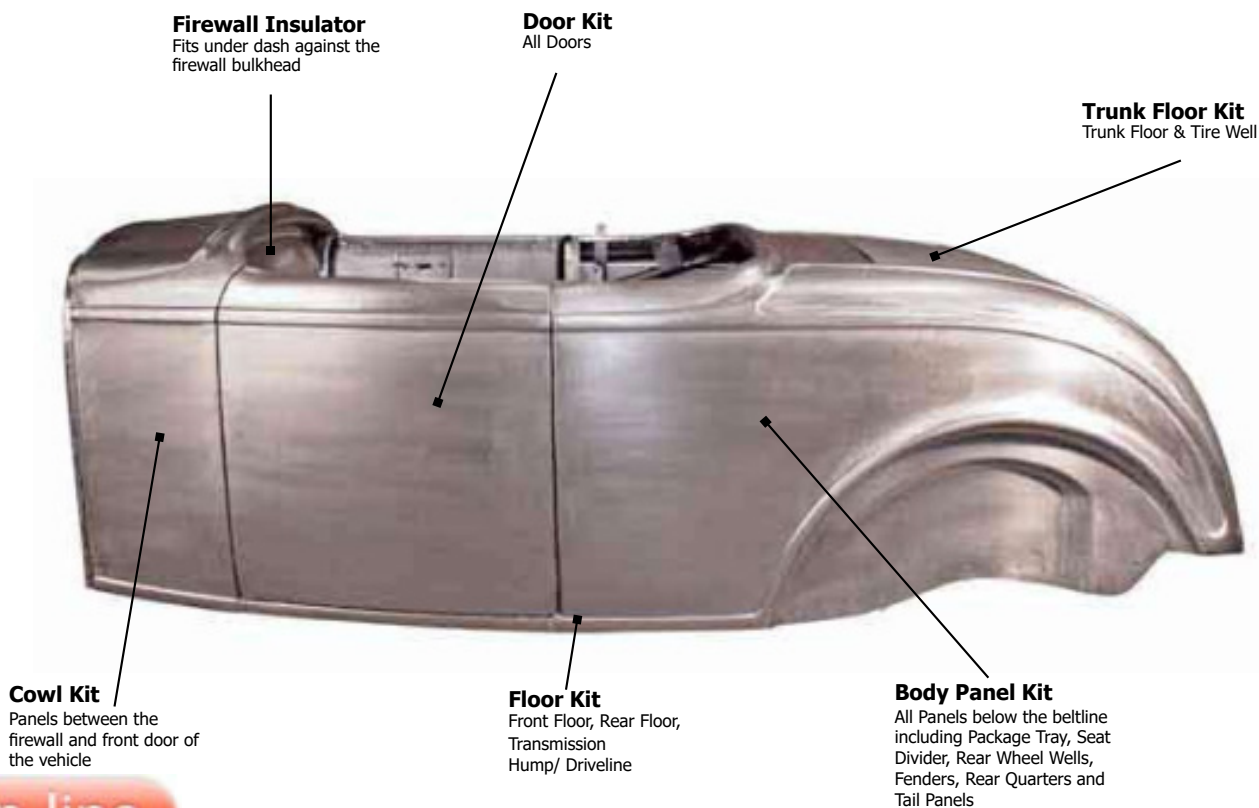
**The Coolest Cars Have QuietRIDE Inside!™**

### AcoustiTRUNK®

Trunk Floor Mats for Antique, Classic, Street Rods and Custom Cars

Kits are available for these Vehicles

See AcoustiTrunk Catalog



**Order On-line**

#### Everything in One Box to Do the Job Right!

Pre-Cut, Ready To install Kits are Year, Make and Model Specific and include:

- AcoustiShield Damper Pads
- Heat Shield Barrier Insulation
- Spray Adhesive •Seam Tape
- Illustrated Instructions



Order Line: 888-777-3410

Tech Line: 209-942-4777

3183 Hwy 71 S, Mena, AR 71953

**For more information contact us at: [info@quietride.com](mailto:info@quietride.com)**

©2003-24 •Prices Subject to Change Without Notice



Denver Deuce  
Pre-Cut Kits Ready to Install

## Roof to Road Solutions to Control Passenger Cabin Noise, Vibration and Heat

Introducing a multi-stage, automotive insulation and sound dampening system to give the Denver Deuce "quiet riding comfort" found in today's new cars. AcoustiSHIELD kits are designed with current "state-of-the-art" auto acoustic technology, to insulate and control the noise, vibration and heat in the passenger cabin. Kits are pre-cut and come with easy-to-follow installation instructions sheets. Everything you need to do the job right.



Formerly RodBods

## Turn Your Denver Deuce HiBoy into "Quiet Riding Comfort"

### Stage 1 Sound Damper Pads



The first stage consists of pre-trimmed, self-adhesive, Sound Damper Pads, bonded to strategically located trouble spots on the floor pan and roof of the vehicle to control body panel vibration and noise. These spots are mapped and labeled in detailed instructions which are included in the kit.

### Stage 2 Heat Absorber/Barrier Panels



The second stage uses a high-tech absorber/barrier material, bonded to the body panels, to both sound deaden and insulate the vehicle from radiant heat penetration from the engine and road. Each absorber panel is cut to the correct shape and contour and is mapped and labeled in the detailed instructions.

#### Kits Include:

- **Stage 1** Pre-Sized Sound Damper Pads
- **Stage 2** Pre-Trimmed Heat Absorber / Barrier Panels, Spray Adhesive and Sealing Tape
- **Complete Illustrated Installation Instruction**



Order Line: 888-777-3410  
Tech Line: 209-942-4777

3183 Hwy 71 S, Mena, AR 71953



## AcoustiSHIELD® Pre Cut Kits Ready to Install

**Roof to Road Solutions to Control Passenger Cabin Noise, Vibration and Heat**

Inventory #                      Description                      Price

### 1932 Denver Deuce Hiboy Roadster
















DENDU 3200-RAK	1932 Denver Deuce Hiboy Roadster Complete Kit	662.40
DENDU 3200-RBPK	1932 Denver Deuce Hiboy Roadster Body Panel Insulation Kit	169.05
DENDU 3200-RCK	1932 Denver Deuce Hiboy Roadster Cowl Insulation Kit	117.30
DENDU 3200-RDK	1932 Denver Deuce Hiboy Roadster Door Damper/Barrier Shield Kit	77.05
DENDU 3200-RFTK	1932 Denver Deuce Hiboy Roadster Floor/Trunk Insulation Kit	334.65

### Other Related Products: (Sold Separately)

DENDU 3200-C	1932 Denver Deuce Firewall Insulator	286.35
DENDU 3200-RSD	1932 Denver Deuce Hiboy Roadster Seat Divider (ABS Plastic)	171.35

### 1932 Denver Deuce Firewall Insulator



Cowl Kit	Floor Kit	Trunk Kit	Body Panel Kit	Door Kit
1 	1 	1 	1 	1 
2 	2 	2 	2 	2 
				



# AcoustiSHIELD®

## Automotive Thermal Acoustic Insulation



## A Roof to Road Solution to Control Passenger Cabin Noise, Vibration and Heat™

### AcoustiSHIELD Product Description

AcoustiShield is a two-stage thermal acoustic automotive insulation product designed to control Noise, Vibration and Heat—the three major issues that affect passenger cabin comfort. Kits include pre-cut, ready-to-install AcoustiShield damper pads and HeatShield Barrier Insulation panels which are packaged separately for easy installation. Kits come with uniquely illustrated installation sheets, spray adhesive and seam tape.



Complete Acoustic Kits insulate the Cowl, Floor, Roof, Trunk Floor, Doors and Body Panels, which includes the seat divider, package tray and rear wheel wells. The installation of a complete AcoustiShield kit typically will reduce passenger cabin noise by 12 to 17 decibels. To put this in perspective, a 10-decibel reduction is a 50 percent reduction in noise that the human ear can easily detect. Barrier insulation will reduce radiant heat by as much as 25 degrees.

### AcoustiShield is a Two-Stage Process

Stage-One of the AcoustiShield process is the application of small pre-cut AcoustiShield damper pads and strips to auto body sheet metal to greatly reduce the vibration and noise produced by these panels from entering the passenger cabin.

Stage-Two of the AcoustiShield process is the application of pre-cut HeatShield Barrier Insulation panels to the auto body sheet metal to encapsulate any remaining vibration/noise and to thermally insulate the vehicle.



**WARNING**  
Cancer and  
Reproductive Harm  
[www.p65Warnings.ca.gov](http://www.p65Warnings.ca.gov)

©2003-24 Quiet Ride Solutions LLC.

"AcoustiSHIELD" "QuietRideSolutions" "AcoustiTRUNK" "AcoustiHOOD" are Registered Trade Marks of Quiet Ride Solutions LLC.



## Expanded NVH Reference Information:


Cars and trucks make and/or absorb noise, vibration and heat (NVH) from multiple directions--including internal and external air-borne noise, structure-borne noise as well as radiant heat. NVH factors to consider:

- Engine NVH travels back from the front of the vehicle through the firewall and cowl.
- Wheel well trunk and rear body panel NVH travels forward through the seat divider and package tray panels.
- Roadway radiant heat, often exceeding 140 degrees, rises through vehicle floor pans.
- Rumbling performance exhaust systems and transmission/drive line harmonics also rise through vehicle floor pans.
- Direct heat from the sun penetrates the roof of the vehicle.


All of these influences “Apex” in the middle of the passenger cabin at ear level.

Add the noise produced by the sound system; the air rushing through the vents from the HVAC system; and a normal conversation builds into a “shouting match” between the driver and passenger to overcome the “harmonic drone” of vehicle mechanics.

## AcoustiShield Photo Gallery



Typical Cowl Panel Sound Dampening and Thermal Barrier Insulation.



Typical Trunk Floor Sound Dampening and Thermal Barrier Insulation.





Typical Floor Panel Sound Dampening and Thermal Barrier Insulation.



Typical Roof Panel Sound Dampening and Thermal Barrier Insulation.



Typical Body Panel Sound Dampening and Thermal Barrier Insulation.