

# 1953-10 Corvette Catalog

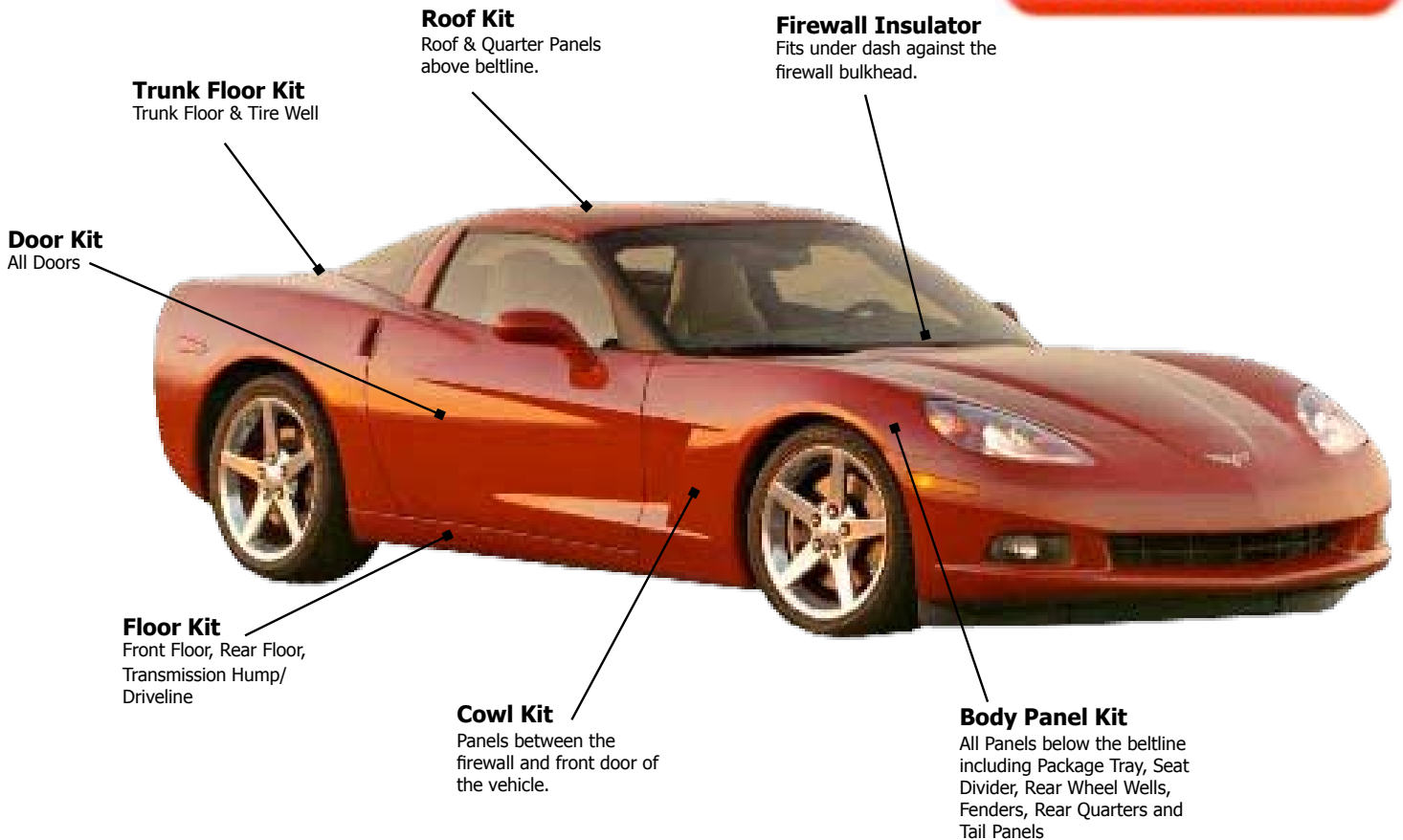
## Roof to Road Solutions to Control Automotive Noise, Vibration and Heat

- Reduce Road Noise
- Reduce Exhaust Harmonics
- Eliminate Mechanical Noise
- Stop Body Panel Vibration
- Reduce Radiated & Reflected Heat
- Stop Audio System Vibration

## Pre-Cut Ready to Install Kits Year • Make • Model Specific

The Coolest Cars Have QuietRIDE Inside!™

Order On-line



### Everything in One Box to Do the Job Right!

Pre-Cut, Ready To install Kits are Year, Make and Model Specific and include:

- Dynamat Xtreme
- Heat Shield Barrier Insulation
- Spray Adhesive •Seam Tape
- Illustrated Instructions



**QuietRIDE Solutions®**

**Phone:** 209-942-4777

**Fax:** 209-942-4476

6507 Pacific Ave. Ste.#334, Stockton, CA

For more information contact us at: [info@quietride.com](mailto:info@quietride.com)

©2003-12 •Prices Subject to Change Without Notice

## AcoustiSHIELD™ Pre Cut Kits Ready to Install

### Roof to Road Solutions to Control Automotive Noise, Vibration and Heat

Introducing a multi-stage, automotive insulation and sound damping system to give Corvette cars the “quiet riding comfort” found in today’s new cars. AcoustiSHIELD kits are designed on current “state-of-the-art” auto acoustic technology, to insulate and control the noise, vibration and heat in the passenger cabin. Kits are pre-cut and come with easy-to-follow installation instructions-----everything you need to do the job right.



## Turn Your Corvette into “Quiet Riding Comfort”

### Stage 1 Sound Damper Pads



The first stage consists of pre-trimmed, self-adhesive, Sound Damper Pads, bonded to strategically located trouble spots on the floor pan and roof of the vehicle to control body panel vibration and noise. These spots are mapped and labeled in detailed instructions which are included in the kit.

### Stage 2 Heat Absorber/Barrier Panels



The second stage uses a high-tech absorber/barrier material, bonded to the body panels, to both sound deaden and insulate the vehicle from radiant heat penetration from the engine and road. Each absorber panel is cut to the correct shape and contour and is mapped and labeled in the detailed instructions.

#### Kits Include:

- **Stage 1** Pre-Sized Sound Damper Pads
- **Stage 2** Pre-Trimmed Heat Absorber / Barrier Panels, Spray Adhesive and Sealing Tape
- **Complete Illustrated Installation Instruction**

Dealer program available. For more information contact us at [info@quietride.com](mailto:info@quietride.com)

©2003-12 Quiet Ride Solutions Prices Subject to Change Without Notice



**Phone:** 209-942-4777

**Fax:** 209-942-4476

6507 Pacific Ave. Ste.#334, Stockton,



**State-of-the-Art** Automotive Acoustic Technology  
Controls Noise, Vibration and Heat in older Corvettes.

Multiple-Stage body panel bonding process includes  
sound damper pads and high tech insulation panels.



**1953-57  
Corvette**

**1958-62  
Corvette**

**1963-67  
Corvette Coupe**

**1963-67  
Corvette Convertible**



Cowl Kit



Cowl Kit



Cowl Kit



Cowl Kit



Front Floor Kit



Front Floor Kit



Front Floor Kit



Front Floor Kit



Body Panel Kit



Body Panel Kit



Rear Floor Kit



Rear Floor Kit



Trunk Kit




Trunk Kit




Body Panel Kit



Body Panel Kit



Roof Kit



Roof Kit



Roof Kit



Roof Kit

All kits are pre-cut and ready to install for each model.  
 Illustrated Instructions make the job Fast, Easy and Low Cost



**1968-82  
 Corvette Coupe**

**1968-82  
 Corvette Convertible**

**1984-96  
 Corvette T-Top**

**1997-04  
 Corvette T-Top**



**Cowl Kit**



**Cowl Kit**



**Cowl Kit**



**Cowl Kit**



**Front Floor Kit**



**Front Floor Kit**



**Front Floor Kit**




**Front Floor Kit**



**Rear Floor Kit**



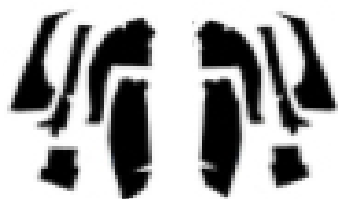
**Rear Floor Kit**



**Rear Floor Kit**



**Rear Floor Kit**



**Body Panel Kit**



**Body Panel Kit**



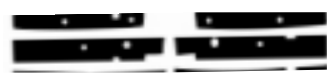
**Body Panel Kit**



**Body Panel Kit**



**Roof Kit**



**Roof Kit**



**Roof Kit**

# Corvette

## AcoustiSHIELD™

Pre Cut Kits Ready to Install

### Product Application Codes and Price Sheet

**Inventory # Description Price Inventory # Description Price**

**1953-57 Corvette Coupe**

<b>CORV 5357-CAK</b>	<b>1953-1957 Corvette Coupe Complete Kit</b>	<b>651</b>
CORV 5357-CBPK	1953-1957 Corvette Coupe Body Panel Kit	105
CORV 5357-CCK	1953-1957 Corvette Coupe Cowl Kit	105
CORV 5357-CFK	1953-1957 Corvette Coupe Floor Kit	199
CORV 5357-CRK	1953-1957 Corvette Coupe Roof Kit	117
CORV 5357-CTK	1953-1957 Corvette Coupe Trunk Kit	105
ASU-DDBIK-2	Universal 2 Door Damper Kit	52

**Other Related Parts For This Vehicle (Sold Separately)**

CORV 5355-C	1953-1955 Corvette Firewall	194
CORV 5657-C	1956-1957 Corvette Firewall	194

**1953-57 Corvette Coupe/Convertible**

<b>CORV 5862-CAK</b>	<b>1958-1962 Corvette Coupe/Convert Complete Kit</b>	<b>651</b>
CORV 5862-CBPK	1958-1962 Corvette Coupe/Convert Body Panel Kit	105
CORV 5862-CCK	1958-1962 Corvette Coupe/Convert Cowl Kit	105
CORV 5862-CFK	1958-1962 Corvette Coupe/Convert Floor Kit	199
CORV 5862-CRK	1958-1962 Corvette Coupe Roof Kit	117
CORV 5862-CTK	1958-1962 Corvette Coupe/Convert Trunk Kit	105
ASU-DDBIK-2	Universal 2 Door Damper Kit	52

**Other Related Parts For This Vehicle (Sold Separately)**

CORV 5862-C	1958-1962 Corvette Firewall	194
CORV 6162-SD	1961-1962 Corvette Seat Divider	118

**1963-67 Corvette Coupe**

<b>CORV 6367-CAK</b>	<b>1963-1967 Corvette Coupe Complete Kit</b>	<b>629</b>
CORV 6367-CBPK	1963-1967 Corvette Coupe Body Panel Kit	105
CORV 6367-CCK	1963-1967 Corvette Coupe Cowl Kit	81
CORV 6367-CFK	1963-1967 Corvette Coupe Floor Kit	199
CORV 6367-CRK	1963-1967 Corvette Coupe Roof Kit	105
CORV 6367-CRFK	1963-1967 Corvette Coupe Rear Floor Kit	117
ASU-DDBIK-2	Universal 2 Door Damper Kit	52

**Other Related Parts For This Vehicle (Sold Separately)**

CORV 6367-C	1963-1967 Corvette Firewall	194
-------------	-----------------------------	-----

**1963-67 Corvette Convertible**

<b>CORV 6367-CVAK</b>	<b>1963-1967 Corvette Convert Complete Kit</b>	<b>551</b>
CORV 6367-CVBPK	1963-1967 Corvette Convert Body Panel Kit	128
CORV 6367-CVCK	1963-1967 Corvette Convert Cowl Kit	81
CORV 6367-CVFK	1963-1967 Corvette Convert Floor Kit	199
CORV 6367-CVRFK	1963-1967 Corvette Convert Rear Floor Kit	117
ASU-DDBIK-2	Universal 2 Door Damper Kit	52

**Other Related Parts For This Vehicle (Sold Separately)**

CORV 6367-C	1963-1967 Corvette Firewall	194
-------------	-----------------------------	-----

**1968-82 Corvette Coupe**

<b>CORV 6882-CAK</b>	<b>1968-1982 Corvette Coupe Complete Kit</b>	<b>606</b>
CORV 6882-CBPK	1968-1982 Corvette Coupe Body Panel Kit	105
CORV 6882-CCK	1968-1982 Corvette Coupe Cowl Insulation Kit	81
CORV 6882-CFK	1968-1982 Corvette Coupe Floor Kit	199
CORV 6882-CRK	1968-1982 Corvette Coupe T-Top Roof Kit	81
CORV 6882-CRFK	1968-1982 Corvette Coupe Rear Floor Insulation Kit	117
ASU-DDBIK-2	Universal 2 Door Damper Kit	52

**Other Related Parts For This Vehicle (Sold Separately)**

CORV 6800-HVAC	1968 Corvette Firewall	180
CORV 6900-HVAC	1969 Corvette Firewall	180
CORV 7072-HVAC	1970-1972 Corvette Firewall	180
CORV 7375-HVAC	1973-1975 Corvette Firewall	180
CORV 7679-HVAC	1976-1979 Corvette Firewall	180
CORV 8082-HVAC	1980-1982 Corvette Firewall	180

**1968-82 Corvette Convertible**

<b>CORV 6882-CVAK</b>	<b>1968-1982 Corvette Convert</b>	<b>529</b>
CORV 6882-CVBPK	1968-1982 Corvette Coupe Body Panel Kit	105
CORV 6882-CVCK	1968-1982 Corvette Convert Cowl Kit	81
CORV 6882-CVFK	1968-1982 Corvette Convert Floor Kit	199
CORV 6882-CVRFK	1968-1982 Corvette Convert Rear Floor Kit	117
ASU-DDBIK-2	Universal 2 Door Damper Kit	52

**Other Related Parts For This Vehicle (Sold Separately)**

CORV 6800-HVAC	1968 Corvette Firewall	180
CORV 6900-HVAC	1969 Corvette Firewall	180
CORV 7072-HVAC	1970-1972 Corvette Firewall	180
CORV 7375-HVAC	1973-1975 Corvette Firewall	180
CORV 7679-HVAC	1976-1979 Corvette Firewall	180
CORV 8082-HVAC	1980-1982 Corvette Firewall	180

**1984-96 Corvette T-Top Coupe**

<b>CORV 8496-CAK</b>	<b>1984-1996 Corvette Coupe Complete Kit</b>	<b>595</b>
CORV 8496-CBPK	1984-1996 Corvette Coupe Body Panel Kit	105
CORV 8496-CCK	1984-1996 Corvette Coupe Cowl Kit	81
CORV 8496-CFK	1984-1996 Corvette Coupe Floor Kit	199
CORV 8496-CRFK	1984-1996 Corvette Coupe Rear Floor Kit	105
CORV 8496-CRK	1984-1996 Corvette Coupe Roof Kit	81
ASU-DDBIK-2	Universal 2 Door Damper Kit	52

**1997-04 Corvette T-Top Coupe\***

<b>CORV 9704-CAK</b>	<b>1997-2004 Corvette Coupe Complete Kit</b>	<b>629</b>
CORV 9704-CBPK	1997-2004 Corvette Coupe Body Panel Kit	105
CORV 9704-CCK	1997-2004 Corvette Coupe Cowl Kit	81
CORV 9704-CFK	1997-2004 Corvette Coupe Front Floor Kit	199
CORV 9704-CRFK	1997-2004 Corvette Coupe Rear Floor Kit	117
CORV 9704-CRK	1997-2004 Corvette Coupe Roof Kit	105
ASU-DDBIK-2	Universal 2 Door Damper Kit	52

**1997-04 Corvette Convertible**

<b>CORV 9704-CVAK</b>	<b>1997-2004 Corvette Convert Complete Kit</b>	<b>529</b>
CORV 9704-CVBPK	1997-2004 Corvette Convert Body Panel Kit	105
CORV 9704-CVCK	1997-2004 Corvette Convert Cowl Kit	81
CORV 9704-CVFK	1997-2004 Corvette Convert Floor Kit	199
CORV 9704-CVRFK	1997-2004 Corvette Convert Rear Floor Kit	117
ASU-DDBIK-2	Universal 2 Door Damper Kit	52

**2005-10 Corvette T-Top Coupe\***

<b>CORV 0510-CAK</b>	<b>2005-2010 Corvette Coupe Complete Kit</b>	<b>529</b>
CORV 0510-CBPK	2005-2010 Corvette Coupe Body Panel Kit	105
CORV 0510-CCK	2005-2010 Corvette Coupe Cowl Kit	81
CORV 0510-CFK	CORV 0510-CFK	199
CORV 0510-CTK	2005-2010 Corvette Coupe Trunk Kit	117
ASU-DDBIK-2	Universal 2 Door Damper Kit	52

**2005-10 Corvette Coupe**

<b>CORV 0510-CVAK</b>	<b>2005-2010 Corvette Convert Complete Kit</b>	<b>548</b>
CORV 0510-CVBPK	2005-2010 Corvette Convert Body Panel Kit	125
CORV 0510-CVCK	2005-2010 Corvette Convert Cowl Kit	81
CORV 0510-CVFK	CORV 0510-CVFK	199
CORV 0510-CVTK	2005-2010 Corvette Convert Trunk Kit	117
ASU-DDBIK-2	Universal 2 Door Damper Kit	52

**\*Includes C5-Z06 and C6-Z06 and ZR1**

# Made Right-To Fit Right--To Stop Engine Heat

## Firewall *INSULATORS*<sup>TM</sup> Corvette



CORV 5355-C



CORV 5657-C



CORV 5862-C



CORV 6367-C



CORV 6800-HVAC



CORV 6900-HVAC



CORV 7072-HVAC



CORV 7375-HVAC



CORV 7679-HVAC



CORV 8082-HVAC



CORV 8082-HVAC



CORV 8082-HVAC



**1969 Corvette Note:** Depending on when your car was built, you may find that some holes appear to be from 1968 production and other holes and cut outs are more similar to 1970-72 production. If you run into this problem, please contact us.

### Corvette Firewall Insulators

Corvette Firewall Insulators are exact duplicate of the original and are molded to fit the contours of the stock firewall. 1953 through 1967 firewall insulators are made with an ABS material and the 1968 through 1982 firewall insulators are molded from a high definition rubber material. All insulators include HeatShield insulation and holes are punched for easy installation. You can order any of the firewall insulators without holes for custom applications.

**HVAC Note:** 1968-82 Firewall insulators will accommodate

### Firewall Mounting Pin Options For Older Cars and Trucks

American Cars and Trucks used a wide variety of mounting pins, clips, buttons and screws to attach the firewall insulator to the interior of the steel firewall bulkhead. Clean up and reuse your original mounting pins if you have them. We offer the following mounting pins and information based on what we have been able to find available.

#### Early Ford Firewall Mounting Pins

These all steel firewall mounting pins are a reproduction of the originals. They are available in a 3/4 inch length (Long) and in a 1/2 inch length (Short). The long pins work best for the early production cars and trucks. The Short pin works best for the 1942-48 cars and 1940-47 Trucks. The long pins may have been used in Ford cars as late as 1954. The short pins may have been used in Ford Trucks through the mid 1950s.

- Ford 3541-MPL 1935-41 Ford Firewall Mounting Pin-Long ..... \$3**
- Ford 4147-MPS 1941-47 Ford Firewall Mounting Pin-Short ..... \$3**



#### GM Firewall Mounting Plugs

General Motors started using a plastic firewall mounting plug to attach the insulator in the mid 1950s--1955 for Trucks and 1957 for Cars. These plugs are still used in GM vehicles today.

- GM 5500-MP 1955 to Present General Motors Mounting Plug ..... \$3**



#### Street Rod Mounting Pins

With this new mounting pin kit, you can weld up your firewall mounting holes and install any of our insulators for that "smoothie look." Kit includes nine pin-sets and installation instructions.

- SRMP Street Rod Firewall Mounting Pin Kit ..... \$34**



#### Universal Mounting Pins

If your original firewall mounting pins are missing or damaged beyond repair, these universal pins may be a solution. They are a plastic "Christmas tree" type pin that will fit most 5/16 inch holes. Kit includes 10 pins.

- UMPS-10 Universal Mounting Pin Set ..... \$20**



#### Universal Wire Cap

A variety of car and truck manufacturers in the 1930s used a wire cap retainer to mount the firewall insulator. These are still available in a Long (1/2 inch) and Short (1/4 inch) variety and have a 1/2 inch button head that can be painted. To match the firewall color.

- UWC-MPL Universal Wire Cap Mounting Pin Long ..... \$1**
- UWC-MPS Universal Wire Cap Mounting Pin Short ..... \$1**

