



Automotive Thermal Acoustic Insulation

1983-93

Alfa Romeo Spider Catalog

Roof to Road Solutions to Control Automotive Noise, Vibration and Heat

- Reduce Road Noise
- Reduce Exhaust Harmonics
- Eliminate Mechanical Noise
- Stop Body Panel Vibration
- Reduce Radiated & Reflected Heat
- Stop Audio System Vibration

Pre-Cut Ready to Install Kits Year • Make • Model Specific

The Coolest Cars Have QuietRIDE Inside!™

AcustiTRUNK®

Trunk Floor Mats for Antique, Classic, Street Rods and Custom Cars


Kits are available for these Vehicles
See AcustiTrunk Catalog



Order Online

Firewall Insulator
Fits under dash against the
firewall bulkhead

Trunk Floor Kit
Trunk Floor & Tire Well



Body Panel Kit
All Panels below the beltline
including Package Tray, Seat
Divider, Rear Wheel Wells,
Fenders, Rear Quarters and
Tail Panels

Door Kit
All Doors

Floor Kit
Front Floor, Rear Floor,
Transmission Hump/
Driveline

Cowl Kit
Panels between the
firewall and front door of
the vehicle

Everything in One Box to Do the Job Right!

Pre-Cut, Ready To install Kits are Year, Make and Model Specific and include:

- AcustiShield Damper Pads
- Heat Shield Barrier Insulation
- Spray Adhesive •Seam Tape
- Illustrated Instructions



Tech: 209-942-4777

3183 Hwy 71 S, Mena, AR 71953

For more information contact us at: info@quietride.com Place your order: 888-777-3410

©2003-24 •Prices Subject to Change Without Notice



Alfa Romeo

Pre-Cut Kits Ready to Install

Roof to Road Solutions to Control Automotive Noise, Vibration and Heat

Introducing a multi-stage, automotive insulation and sound damping system to give older Alfa Romeo cars the “quiet riding comfort” found in today’s new cars. AcustiSHIELD kits are designed on current “state-of-the-art” auto acoustic technology, to insulate and control the noise, vibration and heat in the passenger cabin. Kits are pre-cut and come with easy-to-follow installation instructions-everything you need to do the job right.



Turn Your Alfa Romeo into “Quiet Riding Comfort”

Stage 1 Sound Damper Pads



The first stage consists of pre-trimmed, self-adhesive, Sound Damper Pads, bonded to strategically located trouble spots on the floor pan and roof of the vehicle to control body panel vibration and noise. These spots are mapped and labeled in detailed instructions which are included in the kit.

Stage 2 Heat Absorber/Barrier Panels



The second stage uses a high-tech absorber/barrier material, bonded to the body panels, to both sound deaden and insulate the vehicle from radiant heat penetration from the engine and road. Each absorber panel is cut to the correct shape and contour and is mapped and labeled in the detailed instructions.

Kits Include:

- **Stage 1** Pre-Sized Sound Damper Pads
- **Stage 2** Pre-Trimmed Heat Absorber / Barrier Panels, Spray Adhesive and Sealing Tape
- **Complete Illustrated Installation Instruction**

Dealer program available. For more information contact us at info@quietride.com

©2003-24 Quiet Ride Solutions Prices Subject to Change Without Notice



Order Line: 888-777-3410

Tech Line: 209-942-4777

Fax: 877-720-2360


3183 Hwy 71 S, Mena, AR 71953




1983-1993 Alfa Romeo Spider Complete AcoustiShield Insulation Kit

ALFA 8393-CVAK


Cowl Insulation Kit



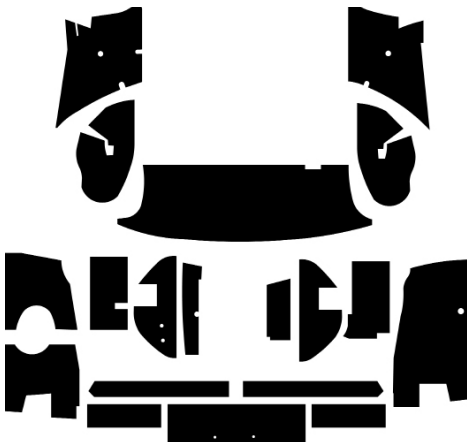
Floor Insulation Kit



Trunk Insulation Kit



Body Panel Insulation Kit



ASU-DDBIK-2 Universal 2-Door Damper/Barrier Insulation Kit
For 2-door Coupes, Convertibles, Trucks with upholstered door panels. Includes AcoustiShield damper pads, Weather Barrier Insulation, double-sided foam tape and Instructions. Easy to Install.



1983-1993 Alfa Romeo Spider

PART #	DESCRIPTION	MSRP
ALFA 8393-CVAK	1983-93 Alfa Romeo Spider Convertible Complete Insulation Kit	717.81
ALFA 8393-CVBPK	1983-93 Alfa Romeo Spider Convertible Body Panel Insulation Kit	204.92
ALFA 8393-CVCK	1983-93 Alfa Romeo Spider Convertible Cowl Insulation Kit	104.24
ALFA 8393-CVFK	1983-93 Alfa Romeo Spider Convertible Floor Insulation Kit	226.24
ALFA 8393-CVTK	1983-93 Alfa Romeo Spider Convertible Trunk Insulation Kit	140.96
ASU-DDBIK-2	Universal 2 Door Damper/Barrier Insulation Kit	79.37



AcustiSHIELD®

Automotive Thermal Acoustic Insulation



A Roof to Road Solution to Control Passenger Cabin Noise, Vibration and Heat™

AcustiSHIELD Product Description

AcustiShield is a two-stage thermal acoustic automotive insulation product designed to control Noise, Vibration and Heat—the three major issues that affect passenger cabin comfort. Kits include pre-cut, ready-to-install AcustiShield damper pads and HeatShield Barrier Insulation panels which are packaged separately for easy installation. Kits come with uniquely illustrated installation sheets, spray adhesive and seam tape.



Complete Acoustic Kits insulate the Cowl, Floor, Roof, Trunk Floor, Doors and Body Panels, which includes the seat divider, package tray and rear wheel wells. The installation of a complete AcustiShield kit typically will reduce passenger cabin noise by 12 to 17 decibels. To put this in perspective, a 10-decibel reduction is a 50 percent reduction in noise that the human ear can easily detect. Barrier insulation will reduce radiant heat by as much as 25 degrees.

AcustiShield is a Two-Stage Process

Stage-One of the AcustiShield process is the application of small pre-cut AcustiShield damper pads and strips to auto body sheet metal to greatly reduce the vibration and noise produced by these panels from entering the passenger cabin.

Stage-Two of the AcustiShield process is the application of pre-cut HeatShield Barrier Insulation panels to the auto body sheet metal to encapsulate any remaining vibration/noise and to thermally insulate the vehicle.



WARNING
Cancer and
Reproductive Harm
www.p65Warnings.ca.gov

©2003-24 Quiet Ride Solutions LLC.

"AcustiSHIELD", AcustiHOOD and "Quiet Ride Solutions" are Registered Trade Marks of Quiet Ride Solutions LLC.

Expanded NVH Reference Information:


Cars and trucks make and/or absorb noise, vibration and heat (NVH) from multiple directions-including internal and external air-borne noise, structure-borne noise as well as radiant heat. NVH factors to consider:

- Engine NVH travels back from the front of the vehicle through the firewall and cowl.
- Wheel well trunk and rear body panel NVH travels forward through the seat divider and package tray panels.
- Roadway radiant heat, often exceeding 140 degrees, rises through vehicle floor pans.
- Rumbling performance exhaust systems and transmission/drive line harmonics also rise through vehicle floor pans.
- Direct heat from the sun penetrates the roof of the vehicle.


All of these influences “Apex” in the middle of the passenger cabin at ear level.

Add the noise produced by the sound system; the air rushing through the vents from the HVAC system; and a normal conversation builds into a “shouting match” between the driver and passenger to overcome the “harmonic drone” of vehicle mechanics.

AcoustiShield Photo Gallery



Typical Cowl Panel Sound Dampening and Barrier Insulation



Typical Trunk Floor Sound Dampening and Barrier Insulation



Typical Floor Panel Sound Dampening and Barrier Insulation



Typical Roof Panel Sound Dampening and Barrier Insulation



Typical Body Panel Sound Dampening and Barrier Insulation